



## INTERNATIONAL APPLICATION PUBLISHED UNDER THE PATENT COOPERATION TREATY (PCT)

<p>(51) International Patent Classification <sup>6</sup> : <b>C07D 213/56, A61K 31/44, C07D 213/75, 213/74, 401/06, 213/73</b></p>	<p><b>A1</b></p>	<p>(11) International Publication Number: <b>WO 99/58502</b></p> <p>(43) International Publication Date: 18 November 1999 (18.11.99)</p>									
<p>(21) International Application Number: PCT/US99/10291</p> <p>(22) International Filing Date: 11 May 1999 (11.05.99)</p> <p>(30) Priority Data:</p> <table border="0"> <tr> <td>60/085,053</td> <td>11 May 1998 (11.05.98)</td> <td>US</td> </tr> <tr> <td>60/127,626</td> <td>1 April 1999 (01.04.99)</td> <td>US</td> </tr> <tr> <td>60/129,099</td> <td>13 April 1999 (13.04.99)</td> <td>US</td> </tr> </table> <p>(71) Applicant (for all designated States except US): VERTEX PHARMACEUTICALS INCORPORATED [US/US]; 130 Waverly Street, Cambridge, MA 02139-4242 (US).</p> <p>(72) Inventors; and</p> <p>(75) Inventors/Applicants (for US only): SALITURO, Francesco [US/US]; 25 Baker Drive, Marlborough, MA 01752 (US). GALULLO, Vincent [US/US]; 18A Ayer Road, Harvard, MA 01451 (US). BELLON, Steven [US/US]; 3 Hundreds Road, Wellesley, MA 02181 (US). BEMIS, Guy [US/US]; 256 Appleton Street, Arlington, MA 02476 (US). COCHRAN, John [US/US]; 700 Princeton Boulevard #18, Lowell, MA 01851 (US).</p> <p>(74) Agents: HALEY, James, F., Jr.; Fish &amp; Neave, 1251 Avenue of the Americas, New York, NY 10020 (US) et al.</p>		60/085,053	11 May 1998 (11.05.98)	US	60/127,626	1 April 1999 (01.04.99)	US	60/129,099	13 April 1999 (13.04.99)	US	<p>(81) Designated States: AE, AL, AM, AT, AU, AZ, BA, BB, BG, BR, BY, CA, CH, CN, CU, CZ, DE, DK, EE, ES, FI, GB, GD, GE, GH, GM, HR, HU, ID, IL, IN, IS, JP, KE, KG, KP, KR, KZ, LC, LK, LR, LS, LT, LU, LV, MD, MG, MK, MN, MW, MX, NO, NZ, PL, PT, RO, RU, SD, SE, SG, SI, SK, SL, TJ, TM, TR, TT, UA, UG, US, UZ, VN, YU, ZA, ZW, ARIPO patent (GH, GM, KE, LS, MW, SD, SL, SZ, UG, ZW), Eurasian patent (AM, AZ, BY, KG, KZ, MD, RU, TJ, TM), European patent (AT, BE, CH, CY, DE, DK, ES, FI, FR, GB, GR, IE, IT, LU, MC, NL, PT, SE), OAPI patent (BF, BJ, CF, CG, CI, CM, GA, GN, GW, ML, MR, NE, SN, TD, TG).</p> <p><b>Published</b> <i>With international search report. Before the expiration of the time limit for amending the claims and to be republished in the event of the receipt of amendments.</i></p>
60/085,053	11 May 1998 (11.05.98)	US									
60/127,626	1 April 1999 (01.04.99)	US									
60/129,099	13 April 1999 (13.04.99)	US									
<p>(54) Title: HETEROCYCLIC INHIBITORS OF P38</p>											
<p>(57) Abstract</p> <p>The present invention relates to inhibitors of p38, a mammalian protein kinase involved in cell proliferation, cell death and response to extracellular stimuli. The invention also relates to methods for producing these inhibitors. The invention also provides pharmaceutical compositions comprising the inhibitors of the invention and methods of utilizing those compositions in the treatment and prevention of various disorders.</p>											

**FOR THE PURPOSES OF INFORMATION ONLY**

Codes used to identify States party to the PCT on the front pages of pamphlets publishing international applications under the PCT.

<b>AL</b>	Albania	<b>ES</b>	Spain	<b>LS</b>	Lesotho	<b>SI</b>	Slovenia
<b>AM</b>	Armenia	<b>FI</b>	Finland	<b>LT</b>	Lithuania	<b>SK</b>	Slovakia
<b>AT</b>	Austria	<b>FR</b>	France	<b>LU</b>	Luxembourg	<b>SN</b>	Senegal
<b>AU</b>	Australia	<b>GA</b>	Gabon	<b>LV</b>	Latvia	<b>SZ</b>	Swaziland
<b>AZ</b>	Azerbaijan	<b>GB</b>	United Kingdom	<b>MC</b>	Monaco	<b>TD</b>	Chad
<b>BA</b>	Bosnia and Herzegovina	<b>GE</b>	Georgia	<b>MD</b>	Republic of Moldova	<b>TG</b>	Togo
<b>BB</b>	Barbados	<b>GH</b>	Ghana	<b>MG</b>	Madagascar	<b>TJ</b>	Tajikistan
<b>BE</b>	Belgium	<b>GN</b>	Guinea	<b>MK</b>	The former Yugoslav Republic of Macedonia	<b>TM</b>	Turkmenistan
<b>BF</b>	Burkina Faso	<b>GR</b>	Greece	<b>ML</b>	Mali	<b>TR</b>	Turkey
<b>BG</b>	Bulgaria	<b>HU</b>	Hungary	<b>MN</b>	Mongolia	<b>TT</b>	Trinidad and Tobago
<b>BJ</b>	Benin	<b>IE</b>	Ireland	<b>MR</b>	Mauritania	<b>UA</b>	Ukraine
<b>BR</b>	Brazil	<b>IL</b>	Israel	<b>MW</b>	Malawi	<b>UG</b>	Uganda
<b>BY</b>	Belarus	<b>IS</b>	Iceland	<b>MX</b>	Mexico	<b>US</b>	United States of America
<b>CA</b>	Canada	<b>IT</b>	Italy	<b>NE</b>	Niger	<b>UZ</b>	Uzbekistan
<b>CF</b>	Central African Republic	<b>JP</b>	Japan	<b>NL</b>	Netherlands	<b>VN</b>	Viet Nam
<b>CG</b>	Congo	<b>KE</b>	Kenya	<b>NO</b>	Norway	<b>YU</b>	Yugoslavia
<b>CH</b>	Switzerland	<b>KG</b>	Kyrgyzstan	<b>NZ</b>	New Zealand	<b>ZW</b>	Zimbabwe
<b>CI</b>	Côte d'Ivoire	<b>KP</b>	Democratic People's Republic of Korea	<b>PL</b>	Poland		
<b>CM</b>	Cameroon	<b>KR</b>	Republic of Korea	<b>PT</b>	Portugal		
<b>CN</b>	China	<b>KZ</b>	Kazakstan	<b>RO</b>	Romania		
<b>CU</b>	Cuba	<b>LC</b>	Saint Lucia	<b>RU</b>	Russian Federation		
<b>CZ</b>	Czech Republic	<b>LI</b>	Liechtenstein	<b>SD</b>	Sudan		
<b>DE</b>	Germany	<b>LK</b>	Sri Lanka	<b>SE</b>	Sweden		
<b>DK</b>	Denmark	<b>LR</b>	Liberia	<b>SG</b>	Singapore		
<b>EE</b>	Estonia						

## HETEROCYCLIC INHIBITORS OF P38

TECHNICAL FIELD OF INVENTION

The present invention relates to inhibitors of p38, a mammalian protein kinase involved in cell proliferation, cell death and response to extracellular stimuli. The invention also relates to methods for producing these inhibitors. The invention also provides pharmaceutical compositions comprising the inhibitors of the invention and methods of utilizing those compositions in the treatment and prevention of various disorders.

BACKGROUND OF THE INVENTION

Protein kinases are involved in various cellular responses to extracellular signals. Recently, a family of mitogen-activated protein kinases (MAPK) has been discovered. Members of this family are Ser/Thr kinases that activate their substrates by phosphorylation [B. Stein et al., Ann. Rep. Med. Chem., 31, pp. 289-98 (1996)]. MAPKs are themselves activated by a variety of signals including growth factors, cytokines, UV radiation, and stress-inducing agents.

One particularly interesting MAPK is p38. p38, also known as cytokine suppressive anti-inflammatory drug binding protein (CSBP) and RK, was isolated from murine pre-B cells that were transfected with the lipopolysaccharide (LPS) receptor, CD14, and induced with LPS. p38 has since been isolated and sequenced, as has the cDNA encoding it in humans and mouse. Activation of p38 has been observed in cells stimulated by stress, such as treatment of lipopolysaccharides (LPS), UV,

-2-

anisomycin, or osmotic shock, and by cytokines, such as IL-1 and TNF.

Inhibition of p38 kinase leads to a blockade on the production of both IL-1 and TNF. IL-1 and TNF  
5 stimulate the production of other proinflammatory cytokines such as IL-6 and IL-8 and have been implicated in acute and chronic inflammatory diseases and in post-menopausal osteoporosis [R. B. Kimble et al.,  
Endocrinol., 136, pp. 3054-61 (1995)].

10 Based upon this finding, it is believed that p38, along with other MAPKs, have a role in mediating cellular response to inflammatory stimuli, such as leukocyte accumulation, macrophage/monocyte activation, tissue resorption, fever, acute phase responses and  
15 neutrophilia. In addition, MAPKs, such as p38, have been implicated in cancer, thrombin-induced platelet aggregation, immunodeficiency disorders, autoimmune diseases, cell death, allergies, osteoporosis and neurodegenerative disorders. Inhibitors of p38 have also  
20 been implicated in the area of pain management through inhibition of prostaglandin endoperoxide synthase-2 induction. Other diseases associated with IL-1, IL-6, IL-8 or TNF overproduction are set forth in WO 96/21654.

Others have already begun trying to develop  
25 drugs that specifically inhibit MAPKs. For example, PCT publication WO 95/31451 describes pyrazole compounds that inhibit MAPKs, and, in particular, p38. However, the efficacy of these inhibitors *in vivo* is still being investigated.

30 Accordingly, there is still a great need to develop other potent inhibitors of p38, including p38-

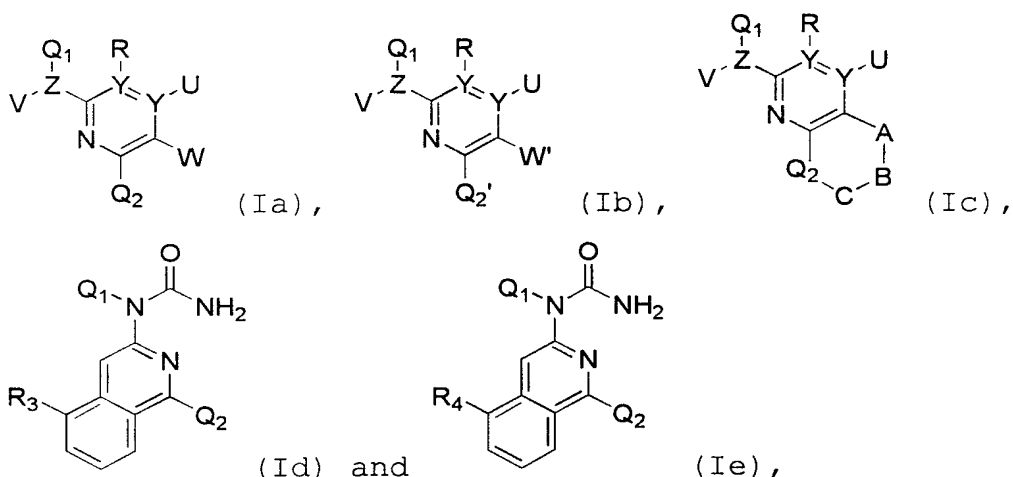
-3-

specific inhibitors, that are useful in treating various conditions associated with p38 activation.

### SUMMARY OF THE INVENTION

The present invention addresses this problem by providing compounds that demonstrate strong inhibition of p38.

These compounds have the general formula:



wherein each of  $Q_1$  and  $Q_2$  are independently selected from a phenyl or 5-6 membered aromatic heterocyclic ring system, or a 8-10 membered bicyclic ring system comprising aromatic carbocyclic rings, aromatic heterocyclic rings or a combination of an aromatic carbocyclic ring and an aromatic heterocyclic ring.

A heterocyclic ring system or a heterocyclic ring contains 1 to 4 heteroatoms, which are independently selected from N, O, S, SO and SO<sub>2</sub>.

The rings that make up  $Q_1$  are substituted with 1 to 4 substituents, each of which is independently selected from halo; C<sub>1</sub>-C<sub>3</sub> alkyl optionally substituted with NR'<sub>2</sub>, OR', CO<sub>2</sub>R' or CONR'<sub>2</sub>; O-(C<sub>1</sub>-C<sub>3</sub>)-alkyl

-4-

optionally substituted with  $\text{NR}'_2$ ,  $\text{OR}'$ ,  $\text{CO}_2\text{R}'$  or  $\text{CONR}'_2$ ;  
 $\text{NR}'_2$ ;  $\text{OCF}_3$ ;  $\text{CF}_3$ ;  $\text{NO}_2$ ;  $\text{CO}_2\text{R}'$ ;  $\text{CONR}'$ ;  $\text{SR}'$ ;  $\text{S}(\text{O}_2)\text{N}(\text{R}')_2$ ;  $\text{SCF}_3$ ;  
 $\text{CN}$ ;  $\text{N}(\text{R}')\text{C}(\text{O})\text{R}^4$ ;  $\text{N}(\text{R}')\text{C}(\text{O})\text{OR}^4$ ;  $\text{N}(\text{R}')\text{C}(\text{O})\text{C}(\text{O})\text{R}^4$ ;  
 $\text{N}(\text{R}')\text{S}(\text{O}_2)\text{R}^4$ ;  $\text{N}(\text{R}')\text{R}^4$ ;  $\text{N}(\text{R}^4)_2$ ;  $\text{OR}^4$ ;  $\text{OC}(\text{O})\text{R}^4$ ;  $\text{OP}(\text{O})_3\text{H}_2$ ; or  
 5  $\text{N}=\text{C}-\text{N}(\text{R}')_2$ .

The rings that make up  $\text{Q}_2$  are optionally substituted with up to 4 substituents, each of which is independently selected from halo;  $\text{C}_1$ - $\text{C}_3$  straight or branched alkyl optionally substituted with  $\text{NR}'_2$ ,  $\text{OR}'$ ,  
 10  $\text{CO}_2\text{R}'$ ,  $\text{S}(\text{O}_2)\text{N}(\text{R}')_2$ ,  $\text{N}=\text{C}-\text{N}(\text{R}')_2$ ,  $\text{R}^3$ , or  $\text{CONR}'_2$ ;  $\text{O}-(\text{C}_1-\text{C}_3)$ -alkyl;  $\text{O}-(\text{C}_1-\text{C}_3)$ -alkyl optionally substituted with  $\text{NR}'_2$ ,  $\text{OR}'$ ,  $\text{CO}_2\text{R}'$ ,  $\text{S}(\text{O}_2)\text{N}(\text{R}')_2$ ,  $\text{N}=\text{C}-\text{N}(\text{R}')_2$ ,  $\text{R}^3$ , or  $\text{CONR}'_2$ ;  $\text{NR}'_2$ ;  $\text{OCF}_3$ ;  $\text{CF}_3$ ;  $\text{NO}_2$ ;  $\text{CO}_2\text{R}'$ ;  $\text{CONR}'$ ;  $\text{R}^3$ ;  $\text{OR}^3$ ;  $\text{NR}^3$ ;  $\text{SR}^3$ ;  $\text{C}(\text{O})\text{R}^3$ ;  $\text{C}(\text{O})\text{N}(\text{R}')\text{R}^3$ ;  $\text{C}(\text{O})\text{OR}^3$ ;  $\text{SR}'$ ;  $\text{S}(\text{O}_2)\text{N}(\text{R}')_2$ ;  $\text{SCF}_3$ ;  $\text{N}=\text{C}-\text{N}(\text{R}')_2$ ;  
 15 or  $\text{CN}$ .

$\text{Q}_2'$  is selected from phenyl or a 5-6 member aromatic heterocyclic ring optionally substituted with 1-3 substituents, each of which is independently selected from halogen;  $\text{C}_1$ - $\text{C}_3$  alkyl optionally substituted with  
 20  $\text{NR}'_2$ ,  $\text{OR}'$ ,  $\text{CO}_2\text{R}'$ ,  $\text{CONR}'_2$ , or  $\text{O}-\text{P}(\text{O}_3)\text{H}_2$ ;  $\text{O}-(\text{C}_2-\text{C}_3)$ -alkyl optionally substituted with  $\text{NR}'_2$ ,  $\text{OR}'$ ,  $\text{CO}_2\text{R}'$ ,  $\text{CONR}'_2$ , or  $\text{OP}(\text{O}_3)\text{H}_2$ ;  $\text{OCF}_3$ ;  $\text{CF}_3$ ;  $\text{OR}^4$ ;  $\text{O}-\text{CO}_2\text{R}^4$ ;  $\text{O}-\text{P}(\text{O}_3)\text{H}_2$ ;  $\text{CO}_2\text{R}'$ ;  $\text{CONR}'$ ;  $\text{SR}'$ ;  $\text{S}(\text{O}_2)\text{N}(\text{R}')_2$ ;  $\text{SCF}_3$ ;  $\text{CN}$ ;  $\text{N}(\text{R}')\text{C}(\text{O})\text{R}^4$ ;  $\text{N}(\text{R}')\text{C}(\text{O})\text{OR}^4$ ;  $\text{N}(\text{R}')\text{C}(\text{O})\text{C}(\text{O})\text{R}^4$ ;  $\text{N}(\text{R}')\text{S}(\text{O}_2)\text{R}^4$ ;  $\text{N}(\text{R}')\text{R}^4$ ;  $\text{N}(\text{R}^4)_2$ ;  $\text{OR}^4$ ;  
 25  $\text{OC}(\text{O})\text{R}^4$ ;  $\text{OP}(\text{O})_3\text{H}_2$ ; or  $\text{N}=\text{C}-\text{N}(\text{R}')_2$ ; provided that  $\text{Q}_2'$  is not phenyl optionally substituted 1 to 3 substituents independently selected from halo, methoxy, cyano, nitro, amino, hydroxy, methyl or ethyl.

$\text{R}'$  is selected from hydrogen;  $(\text{C}_1-\text{C}_3)$ -alkyl;  
 30  $(\text{C}_2-\text{C}_3)$ -alkenyl or alkynyl; phenyl or phenyl substituted

-5-

with 1 to 3 substituents independently selected from halo, methoxy, cyano, nitro, amino, hydroxy, methyl or ethyl; or a 5-6 membered heterocyclic ring system optionally substituted with 1 to 3 substituents  
5 independently selected from halo, methoxy, cyano, nitro, amino, hydroxy, methyl or ethyl.

$R^3$  is selected from 5-8 membered aromatic or non-aromatic carbocyclic or heterocyclic ring systems each optionally substituted with  $R'$ ,  $R^4$ ,  $-C(O)R'$ ,  $-C(O)R^4$ ,  
10  $-C(O)OR^4$  or  $-J$ ; or an 8-10 membered bicyclic ring system comprising aromatic carbocyclic rings, aromatic heterocyclic rings or a combination of an aromatic carbocyclic ring and an aromatic heterocyclic ring each optionally substituted with  $R'$ ,  $R^4$ ,  $-C(O)R'$ ,  $-C(O)R^4$ ,  
15  $C(O)OR^4$  or  $-J$ .

$R^4$  is  $(C_1-C_4)$ -straight or branched alkyl optionally substituted with  $N(R')_2$ ,  $OR'$ ,  $CO_2R'$ ,  $CON(R')_2$ , or  $SO_2N(R^2)_2$ ; or a 5-6 membered carbocyclic or heterocyclic ring system optionally substituted with  
20  $N(R')_2$ ,  $OR'$ ,  $CO_2R'$ ,  $CON(R')_2$ , or  $SO_2N(R^2)_2$ .

$R^5$  is selected from hydrogen;  $(C_1-C_3)$ -alkyl optionally substituted with  $R^3$ ;  $(C_2-C_3)$ -alkenyl or alkynyl each optionally substituted with  $R^3$ ; phenyl or phenyl substituted with 1 to 3 substituents independently  
25 selected from halo, methoxy, cyano, nitro, amino, hydroxy, methyl or ethyl; or a 5-6 membered heterocyclic ring system optionally substituted with 1 to 3 substituents independently selected from halo, methoxy, cyano, nitro, amino, hydroxy, methyl or ethyl.

30  $W$  is selected from  $N(R^2)SO_2-N(R^2)_2$ ;  $N(R^2)SO_2-N(R^2)(R^3)$ ;  $N(R^2)C(O)-OR^2$ ;  $N(R^2)C(O)-N(R^2)_2$ ;  $N(R^2)C(O)-$

-6-

$N(R^2)(R^3)$ ;  $N(R^2)C(O)-R^2$ ;  $N(R^2)_2$ ;  $C(O)-R^2$ ;  $CH(OH)-R^2$ ;  $C(O)-$   
 $N(R^2)_2$ ;  $C(O)-OR^2$ ; J; or (C<sub>1</sub>-C<sub>4</sub>) straight or branched alkyl  
 optionally substituted with  $N(R')_2$ ,  $OR'$ ,  $CO_2R'$ ,  $CON(R')_2$ ,  
 $R^3$ ,  $SO_2N(R^2)_2$ ,  $OC(O)R^2$ ,  $OC(O)R'$ ,  $OC(O)N(R^2)_2$ ,  $-N(R^4)(R^5)$ , -  
 5  $C(O)N(R^5)(R^2)$ ,  $-C(O)R^5$ ,  $-N(R^2)C(O)N(R^2)(R^5)$ ,  $-NC(O)OR^5$ , -  
 $OC(O)N(R^2)(R^5)$ , or -J; a 5-6 membered carbocyclic or  
 heterocyclic ring system optionally substituted with  
 $N(R')_2$ ,  $OR'$ ,  $CO_2R'$ ,  $CON(R')_2$ , or  $SO_2N(R^2)_2$ ; or a 8-10  
 membered carbocyclic or heterocyclic ring system  
 10 optionally substituted with  $N(R')_2$ ,  $OR'$ ,  $CO_2R'$ ,  $CON(R')_2$ ,  
 or  $SO_2N(R^2)_2$ ; provided that W is not an R<sup>3</sup> substituted C<sub>1</sub>  
 alkyl.

W' is selected from  $N(R^2)-SO_2-Q_2$ ;  $N(R^2)-CO_2-Q_2$ ;  
 $N(R^2)-C(O)-Q_2$ ;  $N(R^2)(Q_2)$ ;  $C(O)-Q_2$ ;  $CO_2-Q_2$ ;  $C(O)N(R^2)(Q_2)$ ;  
 15  $C(R^2)_2Q_2$ .

Each R is independently selected from hydrogen,  
 $-R^2$ ,  $-N(R^2)_2$ ,  $-OR^2$ ,  $SR^2$ ,  $-C(O)-N(R^2)_2$ ,  $-S(O_2)-N(R^2)_2$ ,  
 $-C(O)-OR^2$  or  $-C(O)R^2$  wherein two adjacent R are optionally  
 bound to one another and, together with each Y to which  
 20 they are respectively bound, form a 4-8 membered  
 carbocyclic or heterocyclic ring.

$R^2$  is selected from hydrogen, (C<sub>1</sub>-C<sub>3</sub>)-alkyl, or  
 (C<sub>1</sub>-C<sub>3</sub>)-alkenyl; each optionally substituted with  $-N(R')_2$ ,  
 $-OR'$ ,  $SR'$ ,  $-C(O)-N(R')_2$ ,  $-S(O_2)-N(R')_2$ ,  $-C(O)-OR'$ ,  
 25  $-NSO_2R^4$ ,  $-NSO_2R^3$ ,  $-C(O)N(R')(R^3)$ ,  $-NC(O)R^4$ ,  $-N(R')(R^3)$ ,  
 $-N(R')(R^4)$ ,  $-C(O)R^3$ ,  $-C(O)N(R')(R^4)$ ,  $-N(R^4)_2$ ,  
 $-C(O)N=C(NH)_2$  or  $R^3$ .

Y is N or C.

Z is CH, N,  $C(OCH_3)$ ,  $C(CH_3)$ ,  $C(NH_2)$ ,  $C(OH)$  or  
 30  $C(F)$ .



-7-

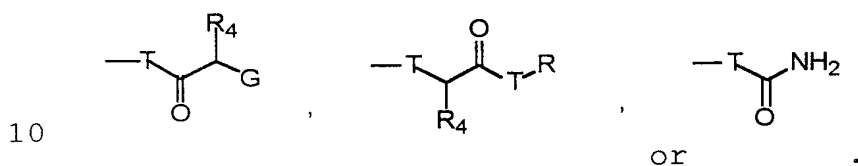
U is selected from R or W.

V is selected from  $-C(O)NH_2$ ,  $-P(O)(NH_2)_2$ , or  $-SO_2NH_2$ .

A, B, and C are independently selected from  $-O-$ ,  $-CHR'-$ ,  $-CHR^4-$ ,  $-NR'-$ ,  $-NR^4-$  or  $-S-$ .

J is a  $(C_1-C_4)$  straight chain or branched alkyl derivative substituted with 1-3 substituents selected from D,  $-T-C(O)R'$ , or  $-OPO_3H_2$ .

D is selected from the group



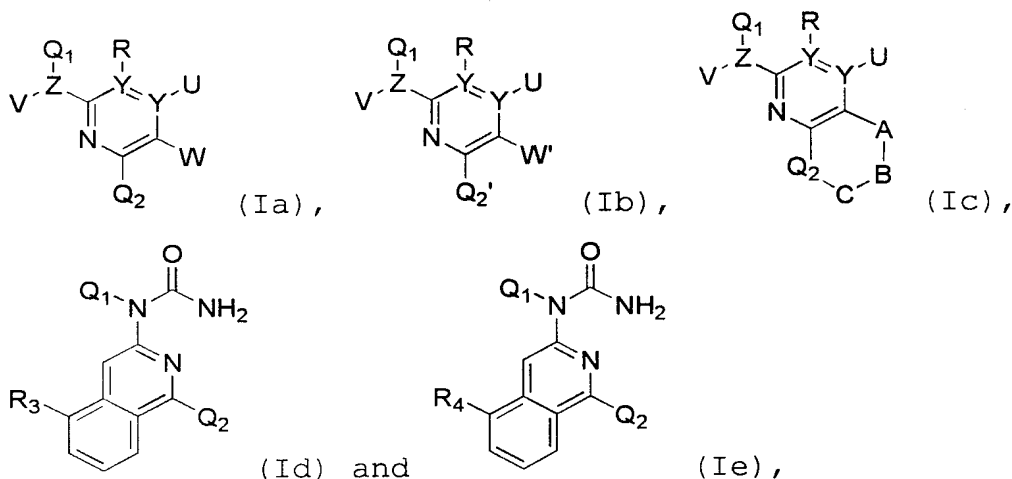
T is either O or NH.

G is either  $NH_2$  or OH.

15 In another embodiment, the invention provides pharmaceutical compositions comprising the p38 inhibitors of this invention. These compositions may be utilized in methods for treating or preventing a variety of disorders, such as cancer, inflammatory diseases, 20 autoimmune diseases, destructive bone disorders, proliferative disorders, infectious diseases, viral diseases and neurodegenerative diseases. These compositions are also useful in methods for preventing cell death and hyperplasia and therefore may be used to 25 treat or prevent reperfusion/ischemia in stroke, heart attacks, and organ hypoxia. The compositions are also useful in methods for preventing thrombin-induced platelet aggregation. Each of these above-described methods is also part of the present invention.

DETAILED DESCRIPTION OF THE INVENTION

These compounds have the general formula:



wherein each of  $Q_1$  and  $Q_2$  are independently selected from  
 5 a phenyl or 5-6 membered aromatic heterocyclic ring system, or a 8-10 membered bicyclic ring system comprising aromatic carbocyclic rings, aromatic heterocyclic rings or a combination of an aromatic carbocyclic ring and an aromatic heterocyclic ring.

10 The rings that make up  $Q_1$  are substituted with 1 to 4 substituents, each of which is independently selected from halo;  $C_1$ - $C_3$  alkyl optionally substituted with  $NR'_2$ ,  $OR'$ ,  $CO_2R'$  or  $CONR'_2$ ;  $O$ -( $C_1$ - $C_3$ )-alkyl optionally substituted with  $NR'_2$ ,  $OR'$ ,  $CO_2R'$  or  $CONR'_2$ ;  
 15  $NR'_2$ ;  $OCF_3$ ;  $CF_3$ ;  $NO_2$ ;  $CO_2R'$ ;  $CONR'$ ;  $SR'$ ;  $S(O_2)N(R')_2$ ;  $SCF_3$ ;  $CN$ ;  $N(R')C(O)R^4$ ;  $N(R')C(O)OR^4$ ;  $N(R')C(O)C(O)R^4$ ;  
 $N(R')S(O_2)R^4$ ;  $N(R')R^4$ ;  $N(R^4)_2$ ;  $OR^4$ ;  $OC(O)R^4$ ;  $OP(O)_3H_2$ ; or  $N=C-N(R')_2$ .

The rings that make up  $Q_2$  are optionally  
 20 substituted with up to 4 substituents, each of which is independently selected from halo;  $C_1$ - $C_3$  straight or

-9-

branched alkyl optionally substituted with  $\text{NR}'_2$ ,  $\text{OR}'$ ,  $\text{CO}_2\text{R}'$ ,  $\text{S}(\text{O}_2)\text{N}(\text{R}')_2$ ,  $\text{N}=\text{C}-\text{N}(\text{R}')_2$ ,  $\text{R}^3$ , or  $\text{CONR}'_2$ ;  $\text{O}-(\text{C}_1-\text{C}_3)$ -alkyl;  $\text{O}-(\text{C}_1-\text{C}_3)$ -alkyl optionally substituted with  $\text{NR}'_2$ ,  $\text{OR}'$ ,  $\text{CO}_2\text{R}'$ ,  $\text{S}(\text{O}_2)\text{N}(\text{R}')_2$ ,  $\text{N}=\text{C}-\text{N}(\text{R}')_2$ ,  $\text{R}^3$ , or  $\text{CONR}'_2$ ;  $\text{NR}'_2$ ;  
 5  $\text{OCF}_3$ ;  $\text{CF}_3$ ;  $\text{NO}_2$ ;  $\text{CO}_2\text{R}'$ ;  $\text{CONR}'$ ;  $\text{R}^3$ ;  $\text{OR}^3$ ;  $\text{NR}^3$ ;  $\text{SR}^3$ ;  $\text{C}(\text{O})\text{R}^3$ ;  
 $\text{C}(\text{O})\text{N}(\text{R}')\text{R}^3$ ;  $\text{C}(\text{O})\text{OR}^3$ ;  $\text{SR}'$ ;  $\text{S}(\text{O}_2)\text{N}(\text{R}')_2$ ;  $\text{SCF}_3$ ;  $\text{N}=\text{C}-\text{N}(\text{R}')_2$ ;  
 or  $\text{CN}$ .

$\text{Q}_2'$  is selected from phenyl or a 5-6 member aromatic heterocyclic ring optionally substituted with 1-  
 10 3 substituents, each of which is independently selected from halogen;  $\text{C}_1-\text{C}_3$  alkyl optionally substituted with  $\text{NR}'_2$ ,  $\text{OR}'$ ,  $\text{CO}_2\text{R}'$ ,  $\text{CONR}'_2$ , or  $\text{O}-\text{P}(\text{O}_3)\text{H}_2$ ;  $\text{O}-(\text{C}_2-\text{C}_3)$ -alkyl optionally substituted with  $\text{NR}'_2$ ,  $\text{OR}'$ ,  $\text{CO}_2\text{R}'$ ,  $\text{CONR}'_2$ , or  $\text{OP}(\text{O}_3)\text{H}_2$ ;  $\text{OCF}_3$ ;  $\text{CF}_3$ ;  $\text{OR}^4$ ;  $\text{O}-\text{CO}_2\text{R}^4$ ;  $\text{O}-\text{P}(\text{O}_3)\text{H}_2$ ;  $\text{CO}_2\text{R}'$ ;  $\text{CONR}'$ ;  
 15  $\text{SR}'$ ;  $\text{S}(\text{O}_2)\text{N}(\text{R}')_2$ ;  $\text{SCF}_3$ ;  $\text{CN}$ ;  $\text{N}(\text{R}')\text{C}(\text{O})\text{R}^4$ ;  $\text{N}(\text{R}')\text{C}(\text{O})\text{OR}^4$ ;  
 $\text{N}(\text{R}')\text{C}(\text{O})\text{C}(\text{O})\text{R}^4$ ;  $\text{N}(\text{R}')\text{S}(\text{O}_2)\text{R}^4$ ;  $\text{N}(\text{R}')\text{R}^4$ ;  $\text{N}(\text{R}^4)_2$ ;  $\text{OR}^4$ ;  
 $\text{OC}(\text{O})\text{R}^4$ ;  $\text{OP}(\text{O})_3\text{H}_2$ ; or  $\text{N}=\text{C}-\text{N}(\text{R}')_2$ ; provided that  $\text{Q}_2'$  is not phenyl optionally substituted 1 to 3 substituents independently selected from halo, methoxy, cyano, nitro,  
 20 amino, hydroxy, methyl or ethyl.

$\text{R}'$  is selected from hydrogen;  $(\text{C}_1-\text{C}_3)$ -alkyl;  $(\text{C}_2-\text{C}_3)$ -alkenyl or alkynyl; phenyl or phenyl substituted with 1 to 3 substituents independently selected from halo, methoxy, cyano, nitro, amino, hydroxy, methyl or  
 25 ethyl; or a 5-6 membered heterocyclic ring system optionally substituted with 1 to 3 substituents independently selected from halo, methoxy, cyano, nitro, amino, hydroxy, methyl or ethyl.

$\text{R}^3$  is selected from 5-8 membered aromatic or  
 30 non-aromatic carbocyclic or heterocyclic ring systems

-10-

each optionally substituted with  $R'$ ,  $R^4$ ,  $-C(O)R'$ ,  $-C(O)R^4$ ,  
 $-C(O)OR^4$  or  $-J$ ; or an 8-10 membered bicyclic ring system  
 comprising aromatic carbocyclic rings, aromatic  
 heterocyclic rings or a combination of an aromatic  
 5 carbocyclic ring and an aromatic heterocyclic ring each  
 optionally substituted with  $R'$ ,  $R^4$ ,  $-C(O)R'$ ,  $-C(O)R^4$ ,  $-$   
 $C(O)OR^4$  or  $-J$ .

$R^4$  is  $(C_1-C_4)$ -straight or branched alkyl  
 optionally substituted with  $N(R')_2$ ,  $OR'$ ,  $CO_2R'$ ,  $CON(R')_2$ ,  
 10 or  $SO_2N(R^2)_2$ ; or a 5-6 membered carbocyclic or  
 heterocyclic ring system optionally substituted with  
 $N(R')_2$ ,  $OR'$ ,  $CO_2R'$ ,  $CON(R')_2$ , or  $SO_2N(R^2)_2$ .

$R^5$  is selected from hydrogen;  $(C_1-C_3)$ -alkyl  
 optionally substituted with  $R^3$ ;  $(C_2-C_3)$ -alkenyl or alkynyl  
 15 each optionally substituted with  $R^3$ ; phenyl or phenyl  
 substituted with 1 to 3 substituents independently  
 selected from halo, methoxy, cyano, nitro, amino,  
 hydroxy, methyl or ethyl; or a 5-6 membered heterocyclic  
 ring system optionally substituted with 1 to 3  
 20 substituents independently selected from halo, methoxy,  
 cyano, nitro, amino, hydroxy, methyl or ethyl.

$W$  is selected from  $N(R^2)SO_2-N(R^2)_2$ ;  $N(R^2)SO_2-$   
 $N(R^2)(R^3)$ ;  $N(R^2)C(O)-OR^2$ ;  $N(R^2)C(O)-N(R^2)_2$ ;  $N(R^2)C(O)-$   
 $N(R^2)(R^3)$ ;  $N(R^2)C(O)-R^2$ ;  $N(R^2)_2$ ;  $C(O)-R^2$ ;  $CH(OH)-R^2$ ;  $C(O)-$   
 25  $N(R^2)_2$ ;  $C(O)-OR^2$ ;  $J$ ; or  $(C_1-C_4)$  straight or branched alkyl  
 optionally substituted with  $N(R')_2$ ,  $OR'$ ,  $CO_2R'$ ,  $CON(R')_2$ ,  
 $R^3$ ,  $SO_2N(R^2)_2$ ,  $OC(O)R^2$ ,  $OC(O)R'$ ,  $OC(O)N(R^2)_2$ ,  $-N(R^4)(R^5)$ ,  $-$   
 $C(O)N(R^5)(R^2)$ ,  $-C(O)R^5$ ,  $-N(R^2)C(O)N(R^2)(R^5)$ ,  $-NC(O)OR^5$ ,  $-$   
 $OC(O)N(R^2)(R^5)$ , or  $-J$ ; a 5-6 membered carbocyclic or  
 30 heterocyclic ring system optionally substituted with  
 $N(R')_2$ ,  $OR'$ ,  $CO_2R'$ ,  $CON(R')_2$ , or  $SO_2N(R^2)_2$ ; or a 8-10

-11-

membered carbocyclic or heterocyclic ring system optionally substituted with  $N(R')_2$ ,  $OR'$ ,  $CO_2R'$ ,  $CON(R')_2$ , or  $SO_2N(R^2)_2$ ; provided that W is not an  $R^3$  substituted  $C_1$  alkyl.

5  $W'$  is selected from  $N(R^2)-SO_2-Q_2$ ;  $N(R^2)-CO_2-Q_2$ ;  $N(R^2)-C(O)-Q_2$ ;  $N(R^2)(Q_2)$ ;  $C(O)-Q_2$ ;  $CO_2-Q_2$ ;  $C(O)N(R^2)(Q_2)$ ;  $C(R^2)_2Q_2$ .

Each R is independently selected from hydrogen,  $-R^2$ ,  $-N(R^2)_2$ ,  $-OR^2$ ,  $SR^2$ ,  $-C(O)-N(R^2)_2$ ,  $-S(O_2)-N(R^2)_2$ ,  
 10  $-C(O)-OR^2$  or  $-C(O)R^2$  wherein two adjacent R are optionally bound to one another and, together with each Y to which they are respectively bound, form a 4-8 membered carbocyclic or heterocyclic ring.

When the two R components form a ring together  
 15 with the Y components to which they are respectively bound, it will be obvious to those skilled in the art that a terminal hydrogen from each unfused R component will be lost. For example, if a ring structure is formed by binding those two R components together, one being  $-NH-$   
 20  $CH_3$  and the other being  $-CH_2-CH_3$ , one terminal hydrogen on each R component (indicated in bold) will be lost. Therefore, the resulting portion of the ring structure will have the formula  $-NH-CH_2-CH_2-CH_2-$ .

$R^2$  is selected from hydrogen,  $(C_1-C_3)$ -alkyl, or  
 25  $(C_1-C_3)$ -alkenyl; each optionally substituted with  $-N(R')_2$ ,  $-OR'$ ,  $SR'$ ,  $-C(O)-N(R')_2$ ,  $-S(O_2)-N(R')_2$ ,  $-C(O)-OR'$ ,  $-NSO_2R^4$ ,  $-NSO_2R^3$ ,  $-C(O)N(R')(R^3)$ ,  $-NC(O)R^4$ ,  $-N(R')(R^3)$ ,  $-N(R')(R^4)$ ,  $-C(O)R^3$ ,  $-C(O)N(R')(R^4)$ ,  $-N(R^4)_2$ ,  $-C(O)N=C(NH)_2$  or  $R^3$ .

30 Y is N or C.

-12-

Z is CH, N, C(OCH<sub>3</sub>), C(CH<sub>3</sub>), C(NH<sub>2</sub>), C(OH) or C(F).

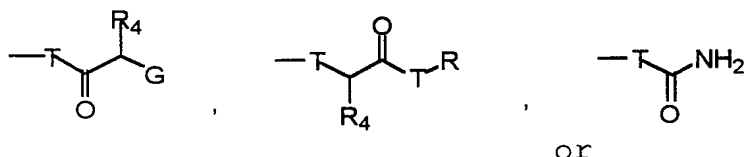
U is selected from R or W.

V is selected from -C(O)NH<sub>2</sub>, -P(O)(NH<sub>2</sub>)<sub>2</sub>, or  
5 -SO<sub>2</sub>NH<sub>2</sub>.

A, B, and C are independently selected from -O-, -CHR'-, -CHR<sup>4</sup>-, -NR'-, -NR<sup>4</sup>- or -S-.

J is a (C<sub>1</sub>-C<sub>4</sub>) straight chain or branched alkyl derivative substituted with 1-3 substituents selected  
10 from D, -T-C(O)R', or -OPO<sub>3</sub>H<sub>2</sub>.

D is selected from the group



15 T is either O or NH.

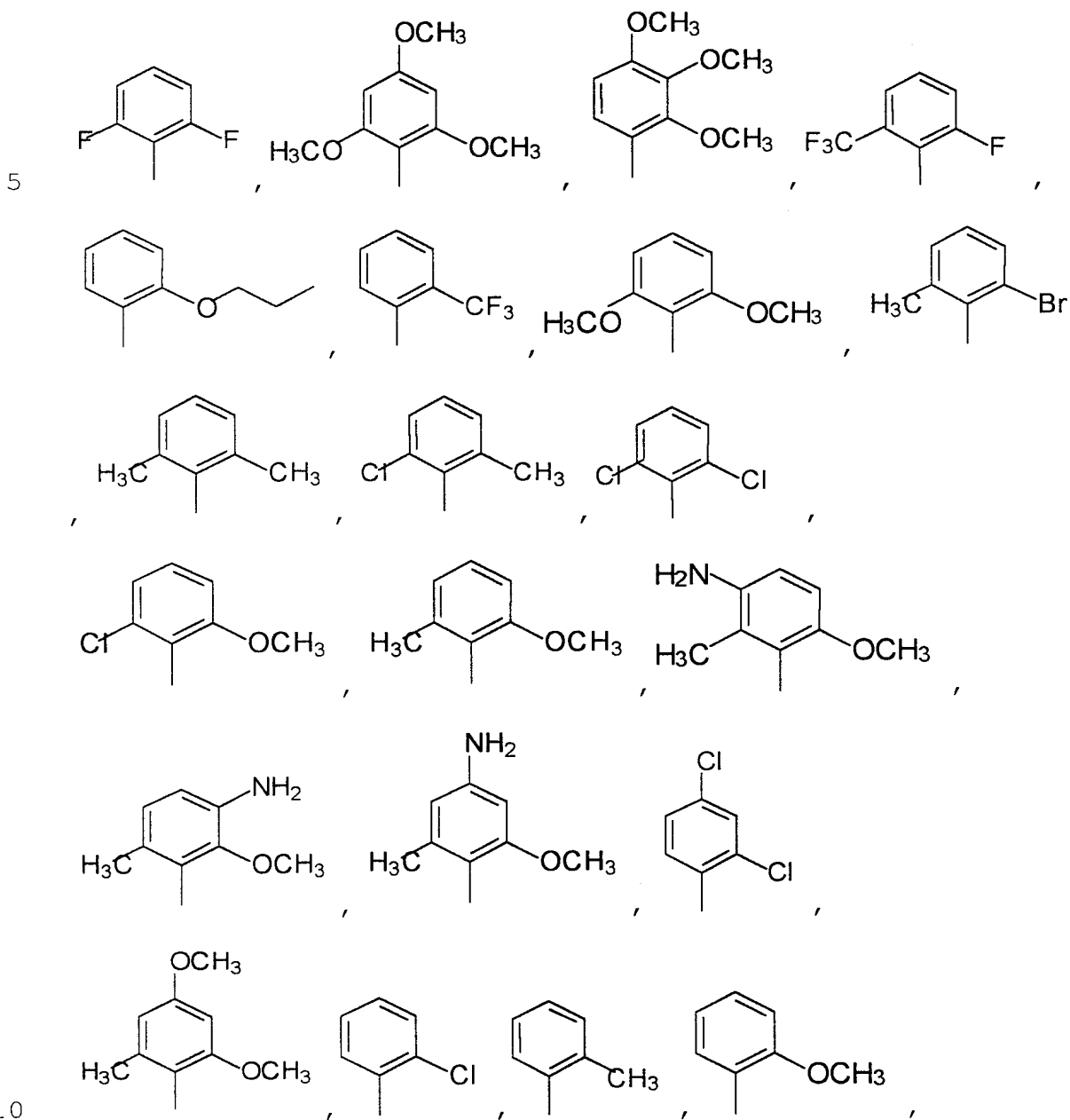
G is either NH<sub>2</sub> or OH.

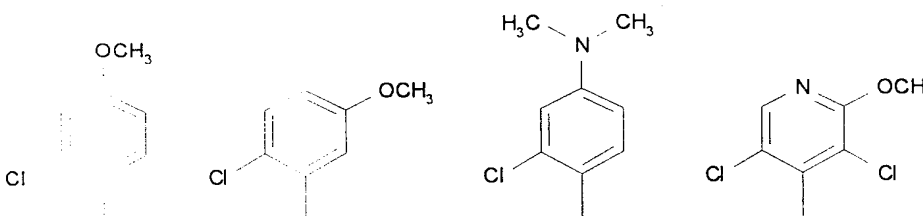
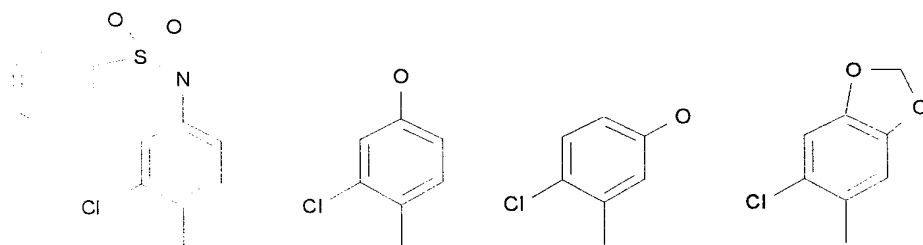
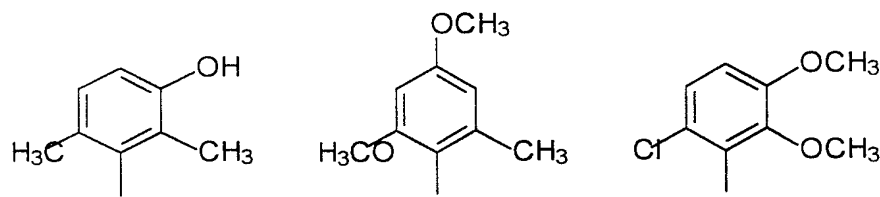
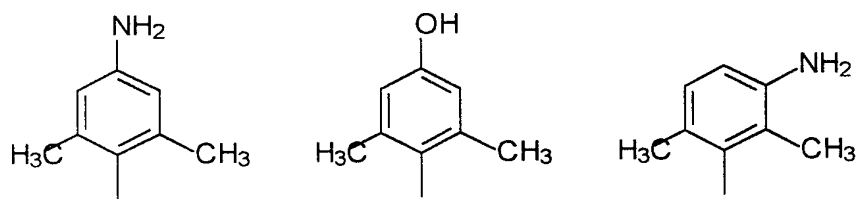
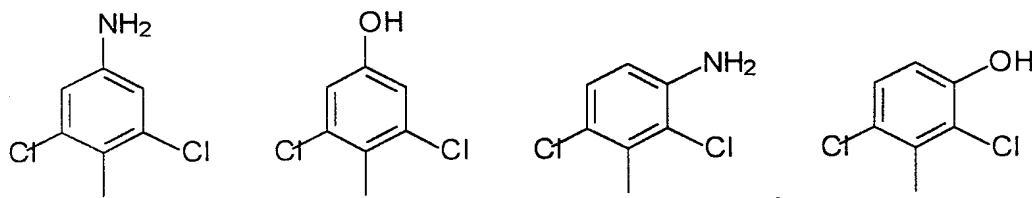
According to a preferred embodiment, Q<sub>1</sub> is selected from phenyl or pyridyl containing 1 to 3 substituents, wherein at least one of said substituents is in the ortho position and said substituents are  
20 independently selected from chloro, fluoro, bromo, -CH<sub>3</sub>, -OCH<sub>3</sub>, -OH, -CF<sub>3</sub>, -OCF<sub>3</sub>, -O(CH<sub>2</sub>)<sub>2</sub>CH<sub>3</sub>, NH<sub>2</sub>, 3,4-methylenedioxy, -N(CH<sub>3</sub>)<sub>2</sub>, -NH-S(O)<sub>2</sub>-phenyl, -NH-C(O)O-CH<sub>2</sub>-4-pyridine, -NH-C(O)CH<sub>2</sub>-morpholine, -NH-C(O)CH<sub>2</sub>-N(CH<sub>3</sub>)<sub>2</sub>,  
25 -NH-C(O)CH<sub>2</sub>-piperazine, -NH-C(O)CH<sub>2</sub>-pyrrolidine, -NH-C(O)C(O)-morpholine, -NH-C(O)C(O)-piperazine, -NH-C(O)C(O)-pyrrolidine, -O-C(O)CH<sub>2</sub>-N(CH<sub>3</sub>)<sub>2</sub>, or -O-(CH<sub>2</sub>)<sub>2</sub>-N(CH<sub>3</sub>)<sub>2</sub>.

-13-

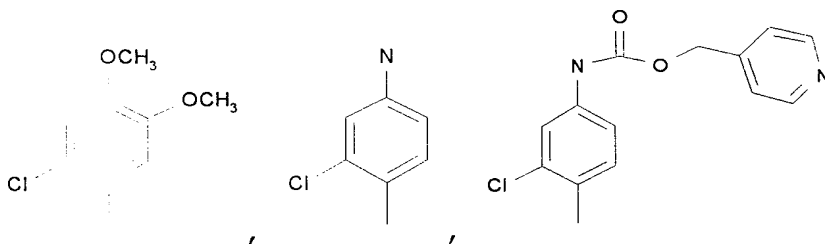
Even more preferred are phenyl or pyridyl containing at least 2 of the above-indicated substituents both being in the ortho position.

Some specific examples of preferred Q<sub>1</sub> are:

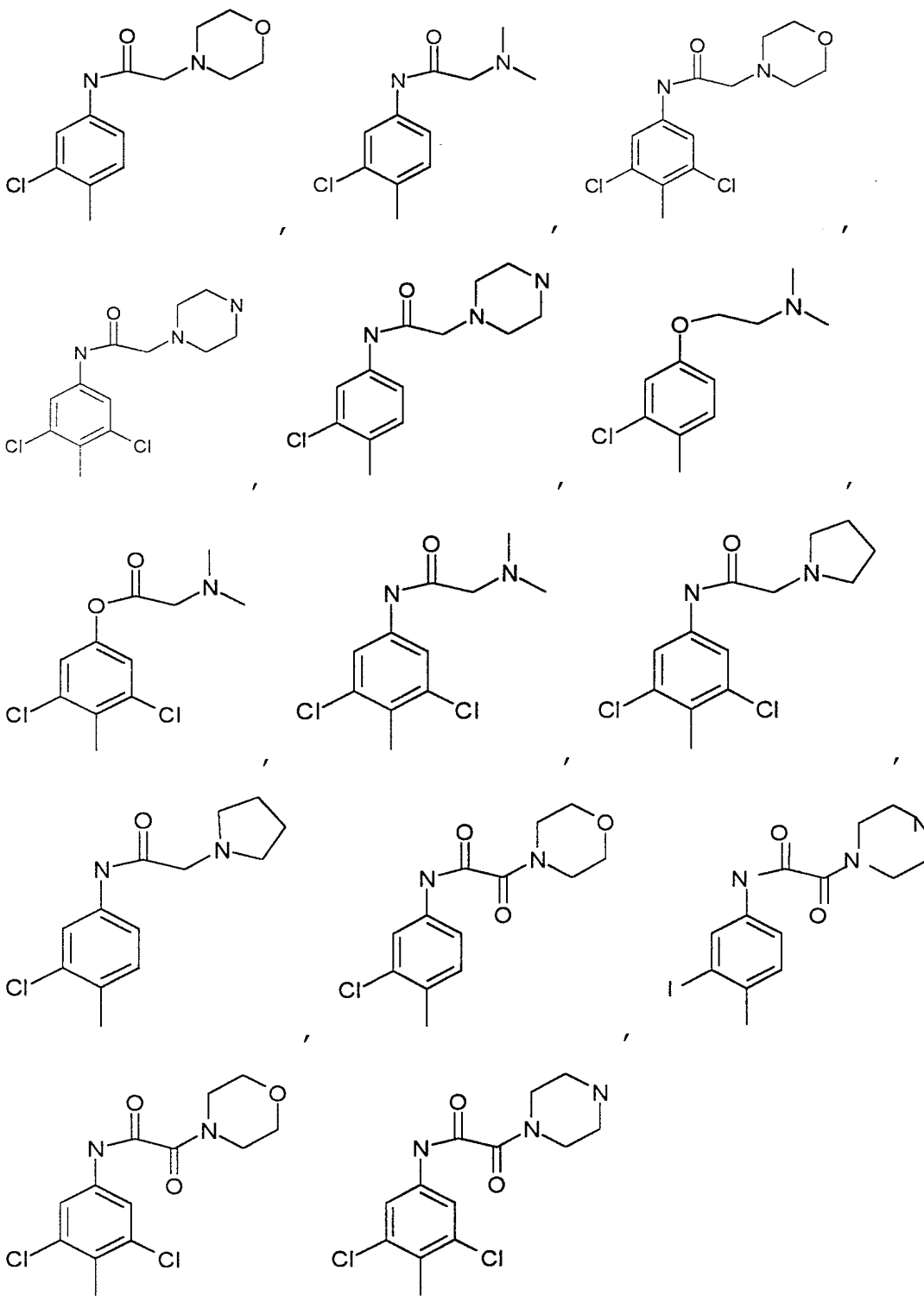




5







5

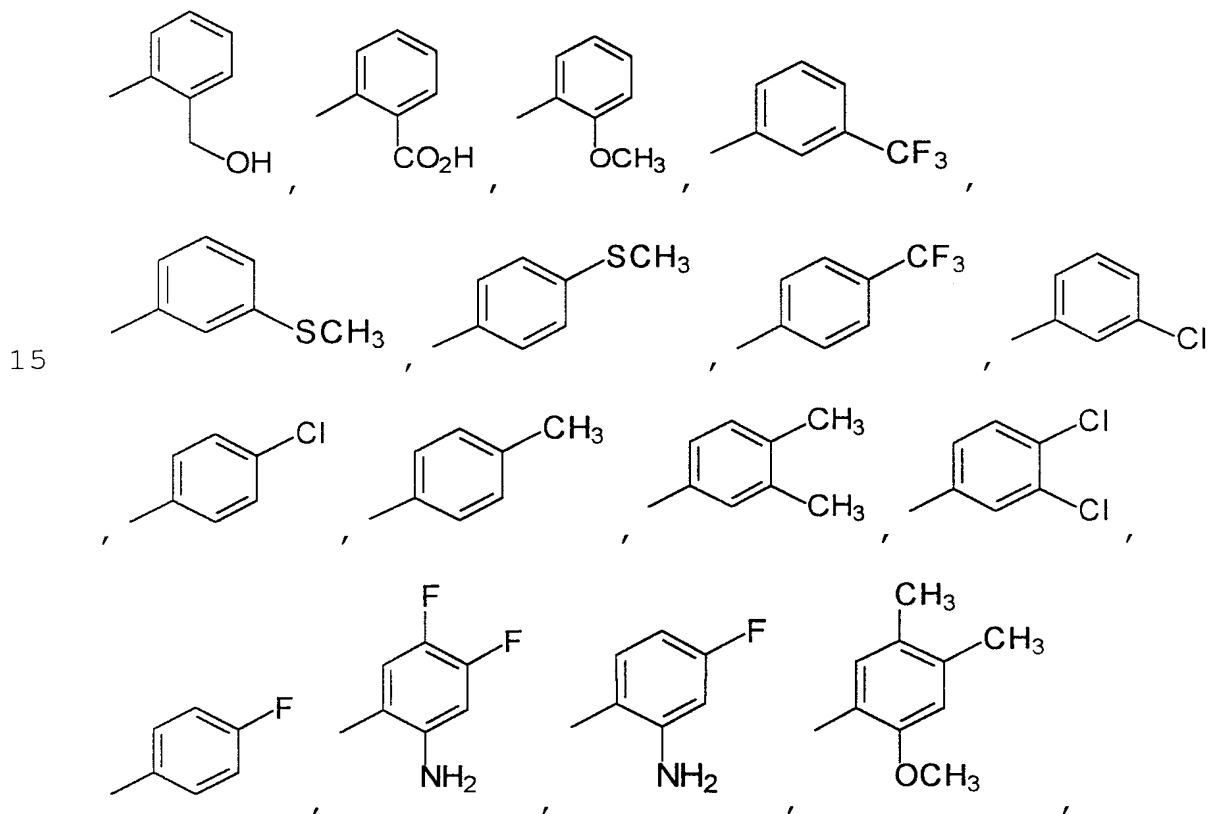
Most preferably, Q<sub>1</sub> is selected from 2-fluoro-6-trifluoromethylphenyl, 2,6-difluorophenyl, 2,6-

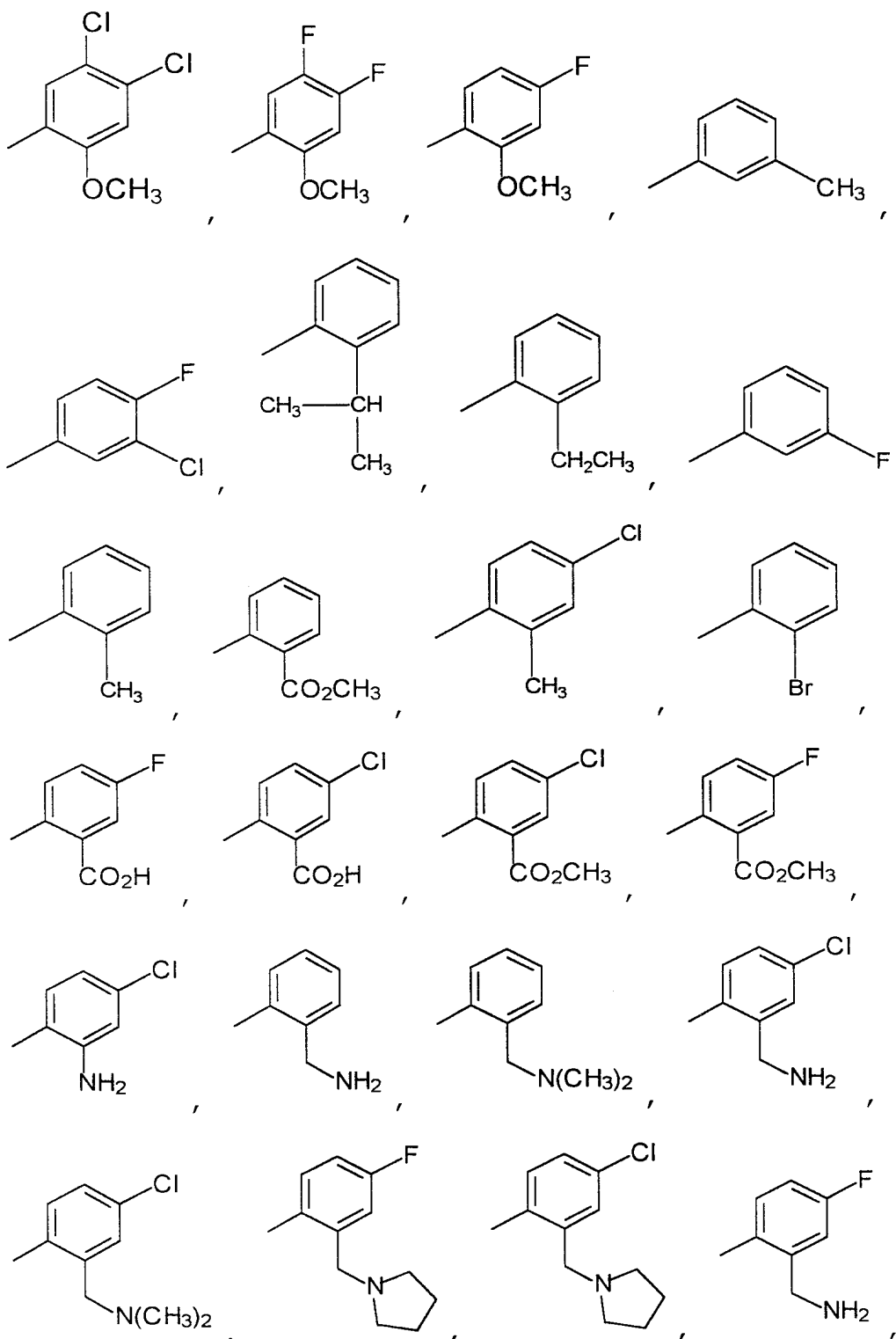
-16-

dichlorophenyl, 2-chloro-4-hydroxyphenyl, 2-chloro-4-aminophenyl, 2,6-dichloro-4-aminophenyl, 2,6-dichloro-3-aminophenyl, 2,6-dimethyl-4-hydroxyphenyl, 2-methoxy-3,5-dichloro-4-pyridyl, 2-chloro-4,5 methylenedioxy phenyl, or 2-chloro-4-(N-2-morpholino-acetamido)phenyl.

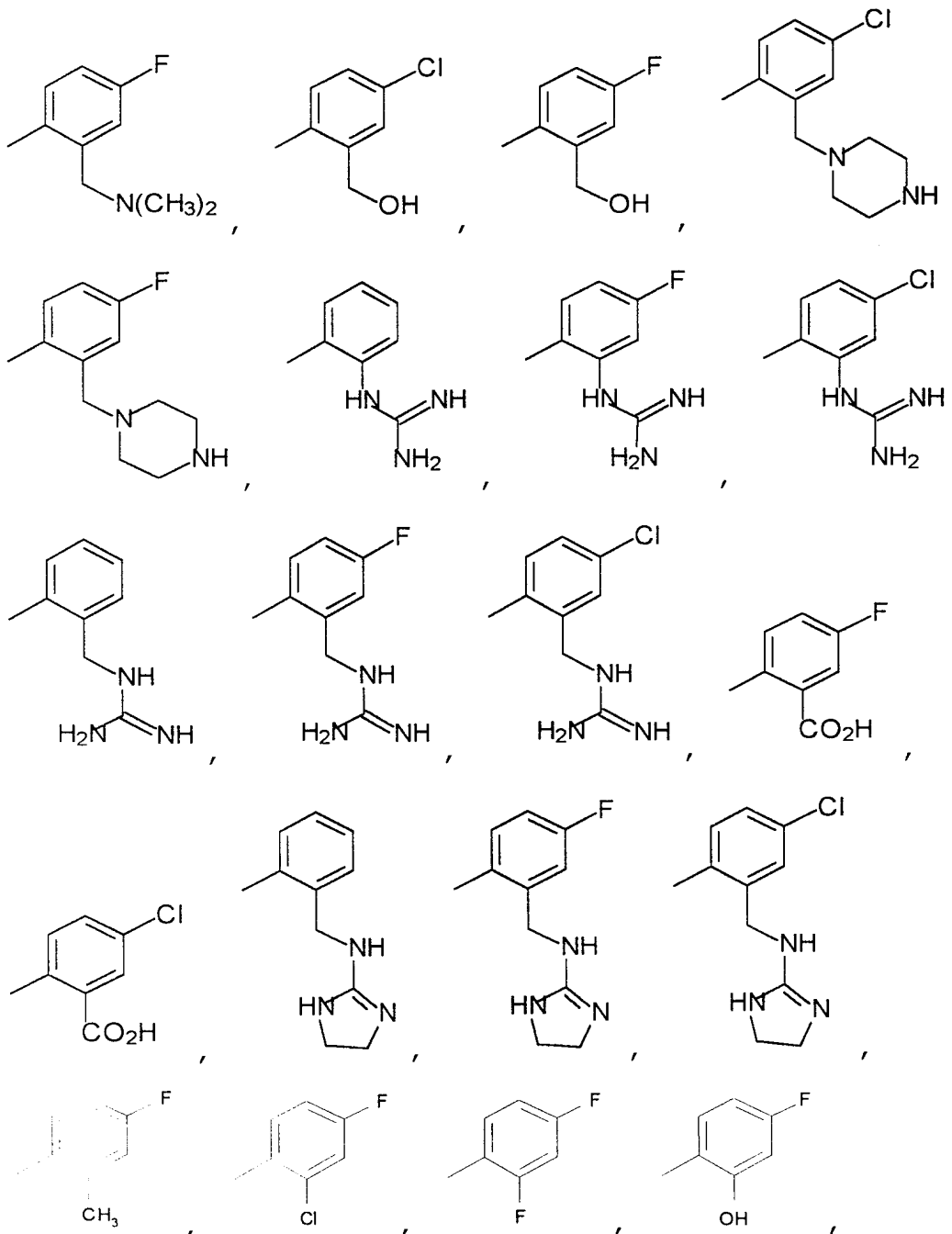
According to a preferred embodiment, Q<sub>2</sub> is phenyl, pyridyl or naphthyl containing 0 to 3 substituents, wherein each substituent is independently selected from chloro, fluoro, bromo, methyl, ethyl, isopropyl, -OCH<sub>3</sub>, -OH, -NH<sub>2</sub>, -CF<sub>3</sub>, -OCF<sub>3</sub>, -SCH<sub>3</sub>, -OCH<sub>3</sub>, -C(O)OH, -C(O)OCH<sub>3</sub>, -CH<sub>2</sub>NH<sub>2</sub>, -N(CH<sub>3</sub>)<sub>2</sub>, -CH<sub>2</sub>-pyrrolidine and -CH<sub>2</sub>OH.

Some specific examples of preferred Q<sub>2</sub> are:



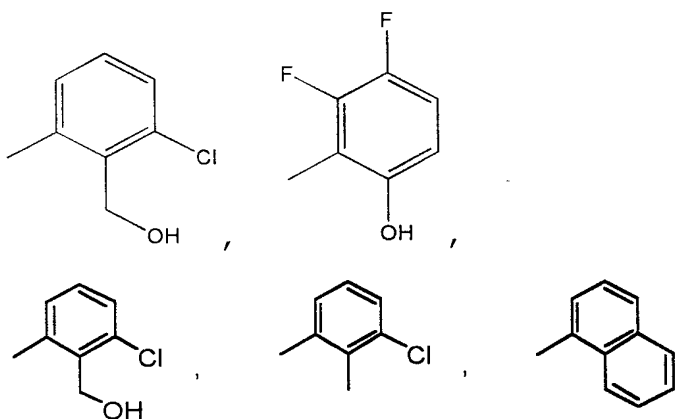


5



5

-19-



unsubstituted 2-pyridyl or unsubstituted phenyl.

Most preferred are compounds wherein Q<sub>2</sub> is  
 5 selected from phenyl, 2-isopropylphenyl, 3,4-  
 dimethylphenyl, 2-ethylphenyl, 3-fluorophenyl, 2-  
 methylphenyl, 3-chloro-4-fluorophenyl, 3-chlorophenyl, 2-  
 carbomethoxyphenyl, 2-carboxyphenyl, 2-methyl-4-  
 chlorophenyl, 2-bromophenyl, 2-pyridyl, 2-  
 10 methylenehydroxyphenyl, 4-fluorophenyl, 2-methyl-4-  
 fluorophenyl, 2-chloro-4-fluorophenyl, 2,4-difluorophenyl,  
 2-hydroxy-4-fluorophenyl, 2-methylenehydroxy-4-  
 fluorophenyl, 1-naphthyl, 3-chloro-2-methylenehydroxy, 3-  
 chloro-2-methyl, or 4-fluoro-2-methyl.

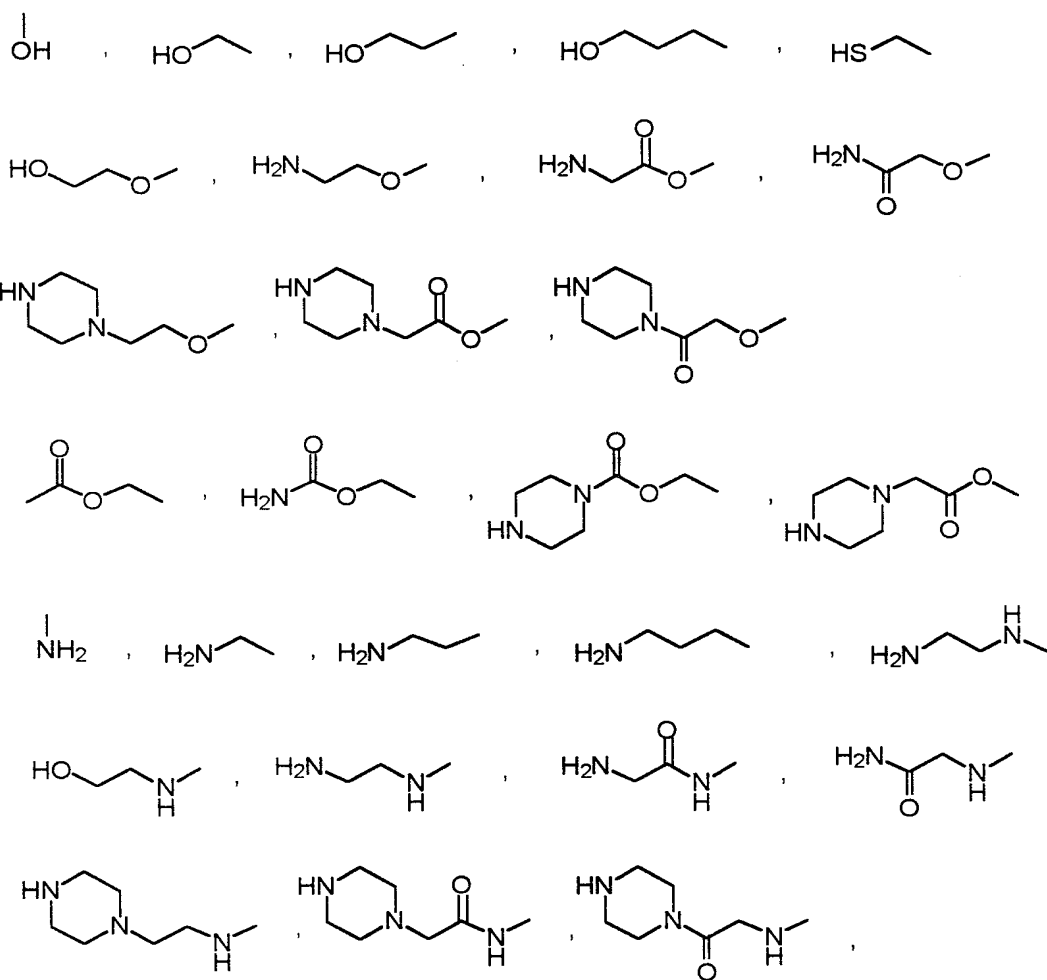
15 According to another preferred embodiment, each  
 Y is C.

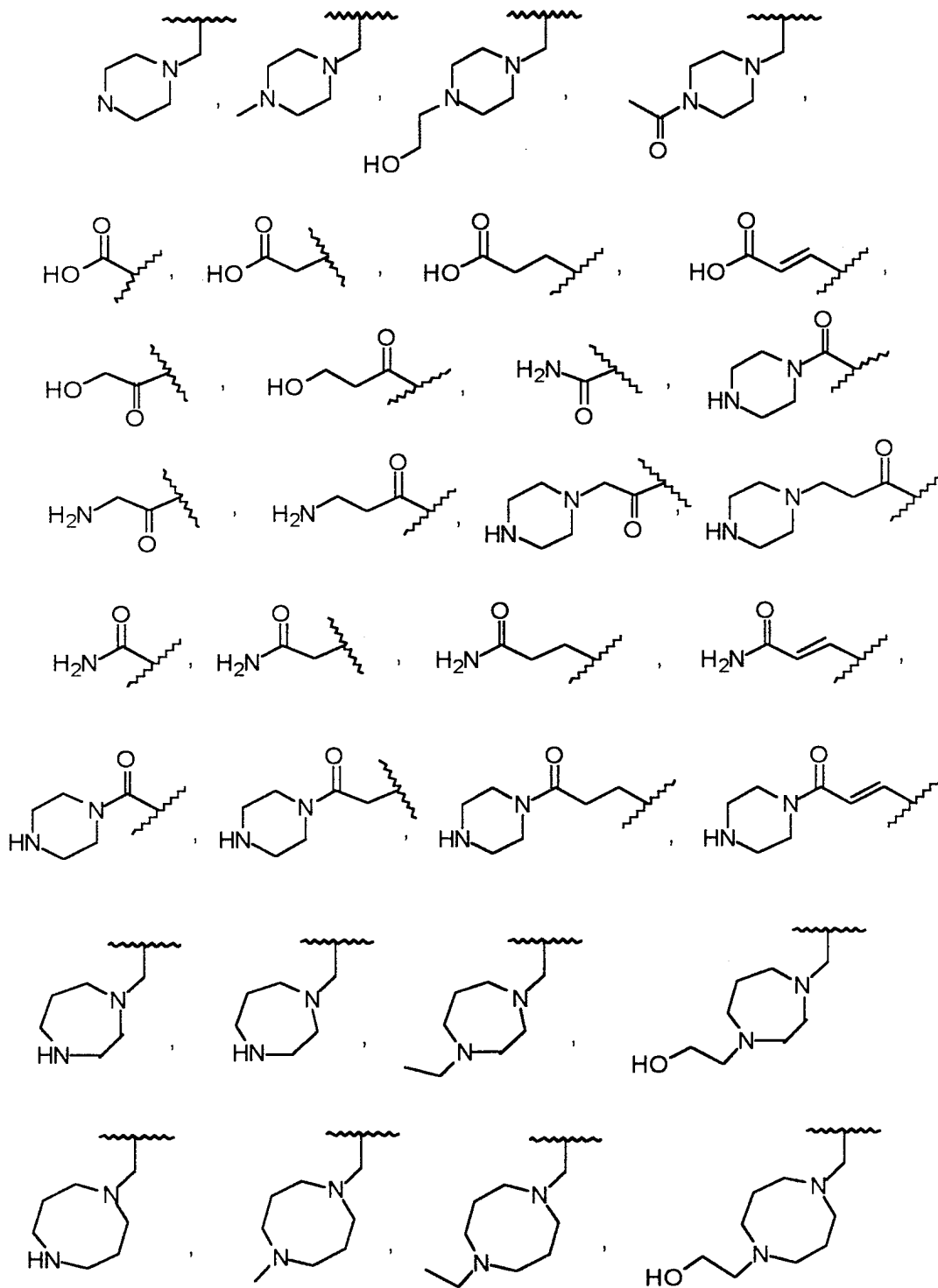
According to an even more preferred embodiment,  
 each Y is C and the R and U attached to each Y component  
 is selected from hydrogen or methyl.

20 According to another preferred embodiment, W is  
 a 0-4 atom chain terminating in an alcohol, amine,  
 carboxylic acid, ester, amide, or heterocycle.

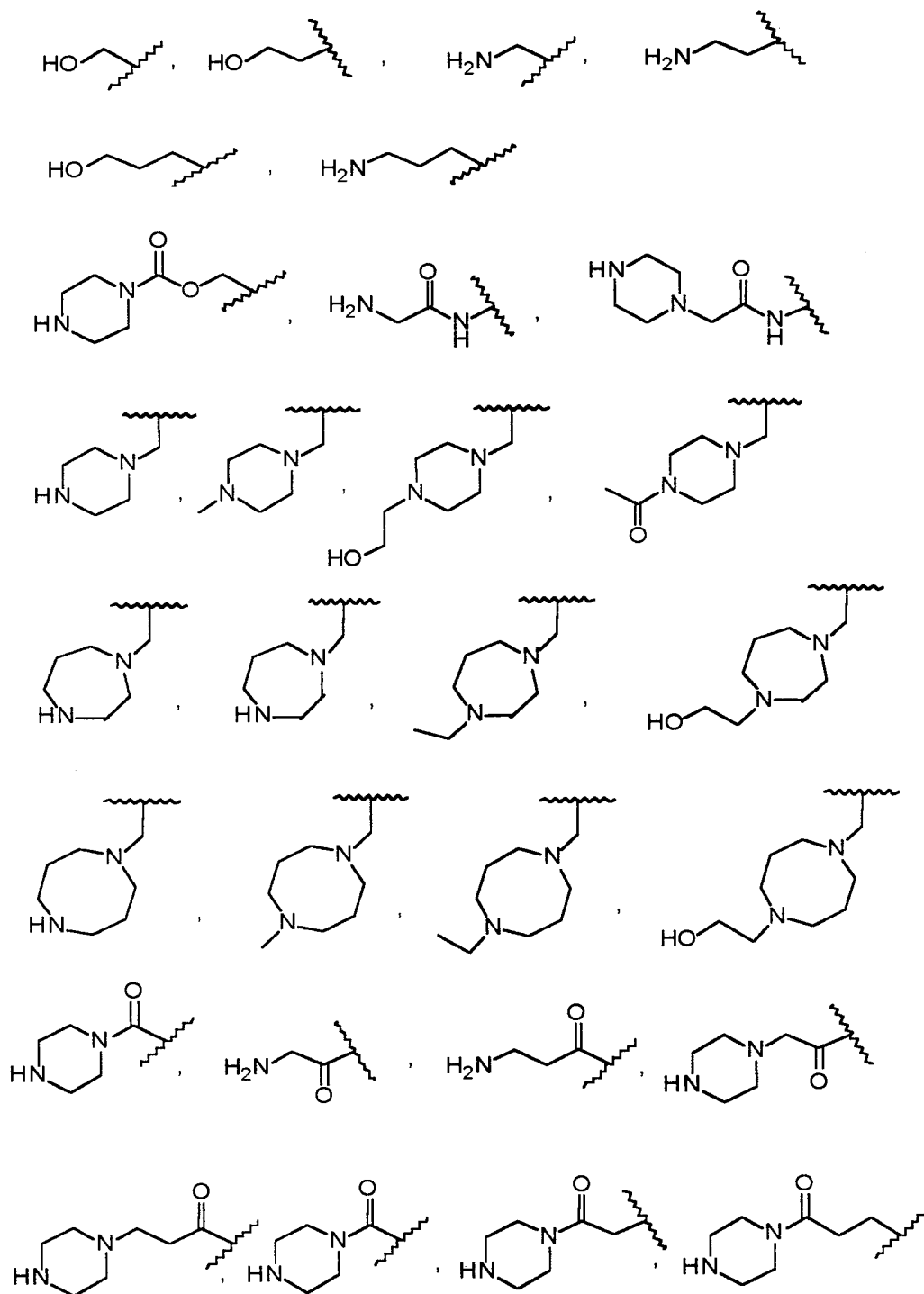
Some specific examples of preferred W are:

-20-





Most preferably, W is selected from:



U has the same preferred and most preferred embodiments as W.



-23-

According to an even more preferred embodiment, each Y is C, and W and/or U is not hydrogen.

Some preferred embodiments are provided in Table 1 to 6 below:

Table 1.

Cmpd Number	Structure	Cmpd Number	Structure
VRT- 042175		VRT- 101262	
VRT- 041238		VRT- 043176	
VRT- 042305		VRT- 043180	
VRT- 043675		VRT- 043181	
VRT- 042313		VRT- 101259	
VRT- 101257		VRT- 042196	

Table 2.

Cmpd Number	Structure	Cmpd Number	Structure
VRT-043188		VRT-043674	
VRT-100306		VRT-100318	
VRT-043190		VRT-101256	
VRT-043192		VRT-101255	
VRT-043672		VRT-101253	
VRT-043673		VRT-101251	

Table 3.

Cmpd Number	Structure	Cmpd Number	Structure
VRT-100325		VRT-100324	
VRT-043683		VRT-101249	
VRT-101248		VRT-043693	
VRT-043685		VRT-043694	
VRT-043686		VRT-043695	
VRT-043690		VRT-101247	

-27-

Table 4.

Cmpd Number	Structure	Cmpd Number	Structure
VRT-100310		VRT-043688	
VRT-043678		VRT-043675	
VRT-043191		VRT-042307	
VRT-100019		VRT-040569	
VRT-100020		VRT-100025	

Table 5.

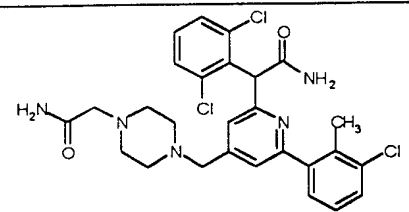
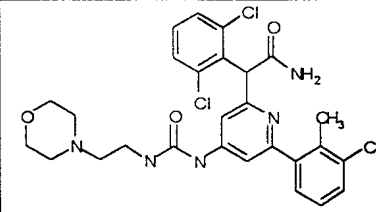
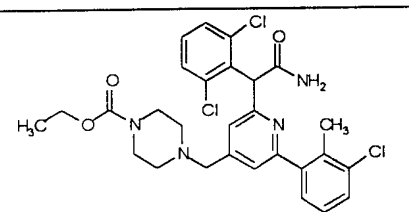
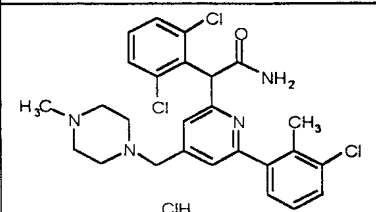
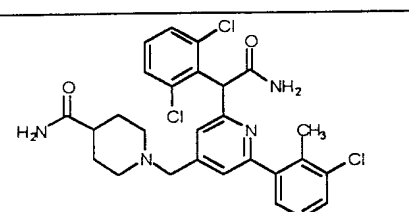
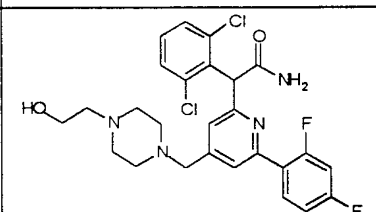
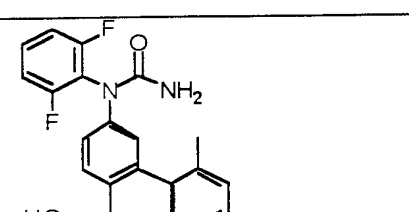
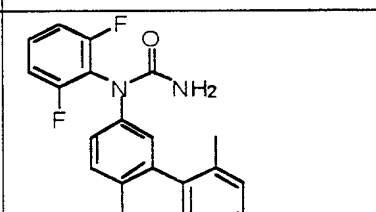
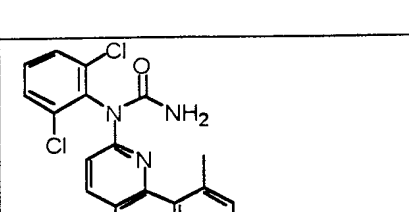
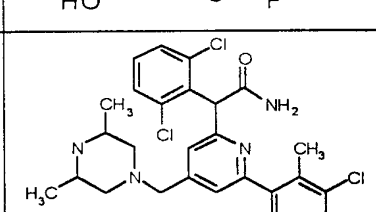
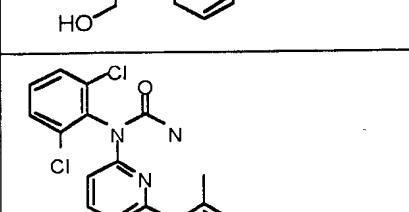
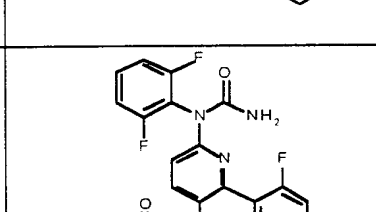
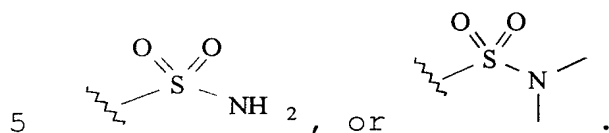
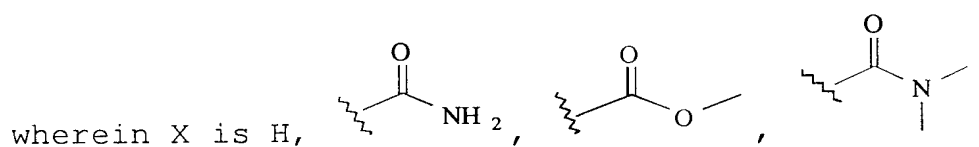
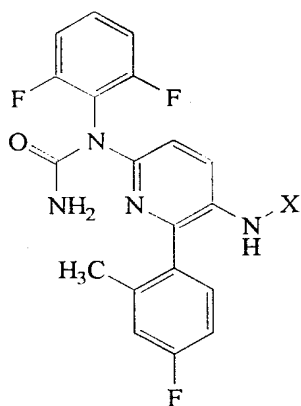
Cmpd Number	Structure	Cmpd Number	Structure
VRT-100026		VRT-100313	
VRT-100304		VRT-100315	 ClH
VRT-100305		VRT-100317	
VRT-041291		VRT-37742	
VRT-032884		VRT-100323	
VRT-034465		VRT-100146	

Table 6.

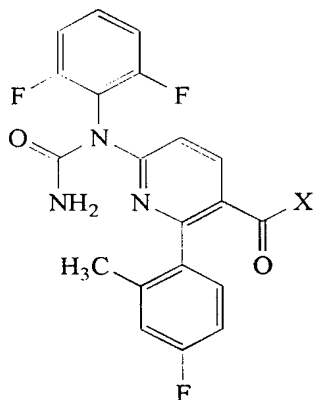
Cmpd Number	Structure	Cmpd Number	Structure
VRT-101094		VRT-043605	
VRT-043631		VRT-100075	
VRT-043008		VRT-100076	
VRT-042266		VRT-100077	
VRT-042169			

-30-

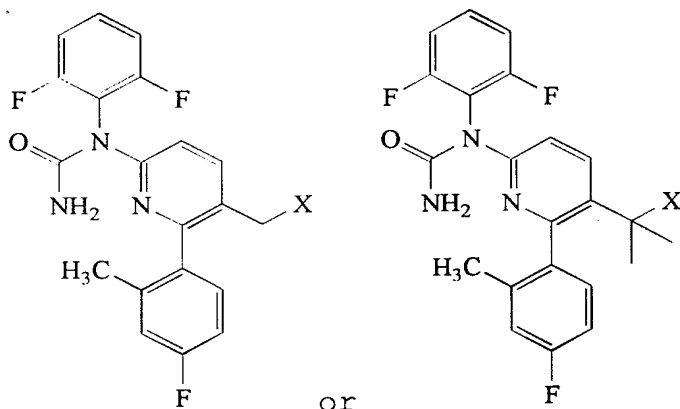
Particularly preferred embodiments include:



Particularly preferred embodiments also include:

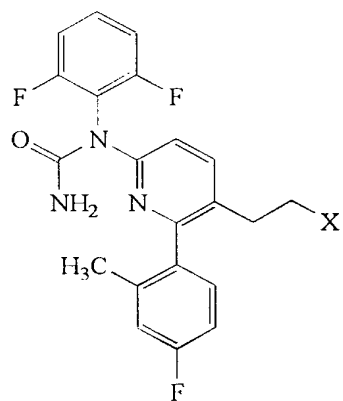
wherein X is NH<sub>2</sub> or N(CH<sub>3</sub>)<sub>2</sub>;



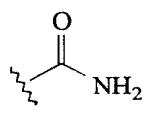
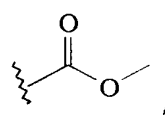


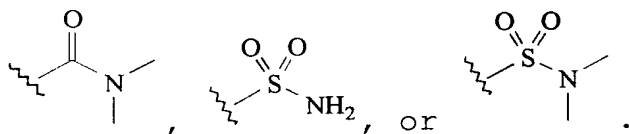
wherein X is OH, NH<sub>2</sub>, or N(CH<sub>3</sub>)<sub>2</sub>.

Other particularly preferred embodiments include:



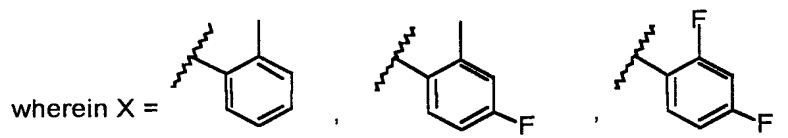
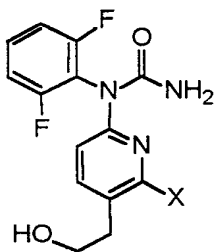
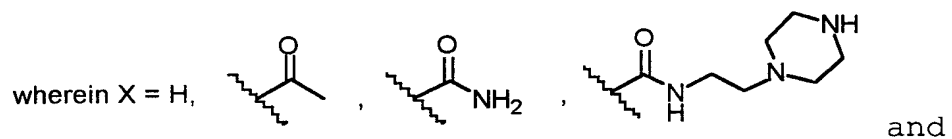
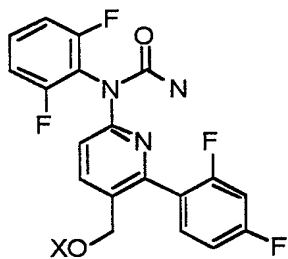
5

wherein X is OH, NH<sub>2</sub>, N(CH<sub>3</sub>)<sub>2</sub>, , ,

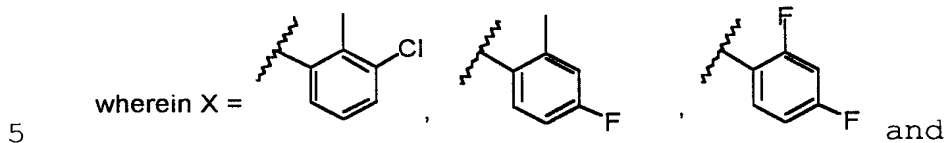
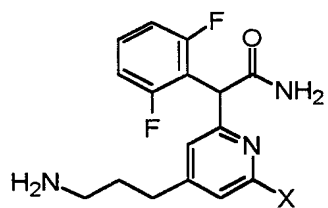


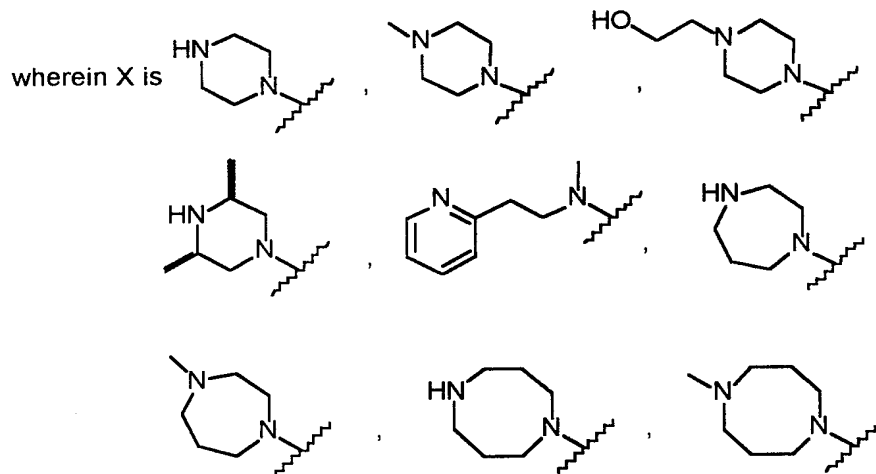
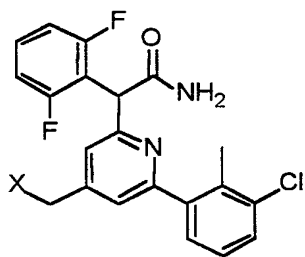
10

Other particularly preferred embodiments include:

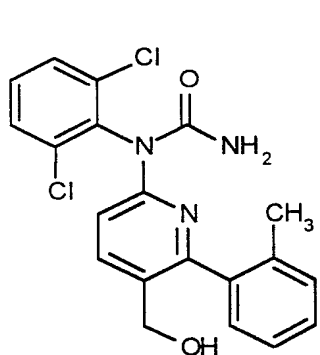


Other particularly preferred embodiments include:

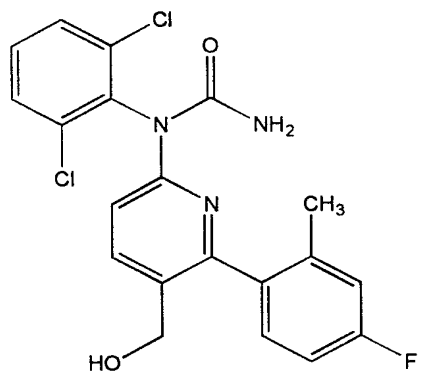




Most preferred embodiments include:

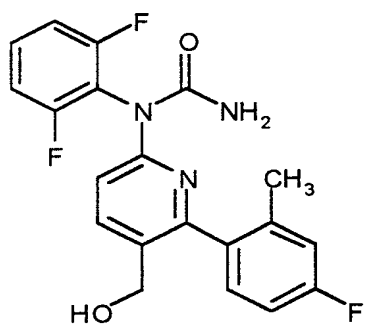


5 (Compound 17)

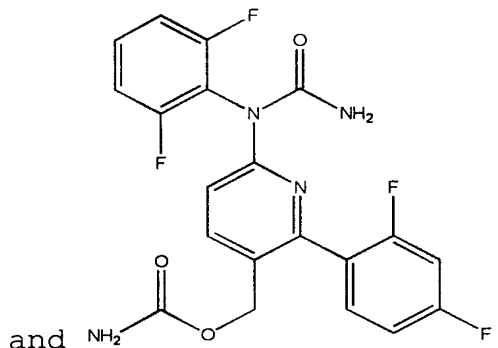
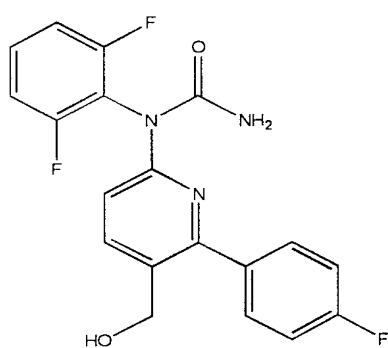
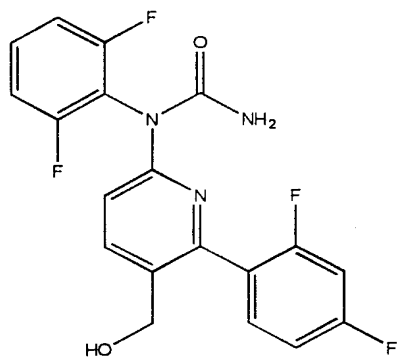


(Compound 18)

-34-



(Compound 19)



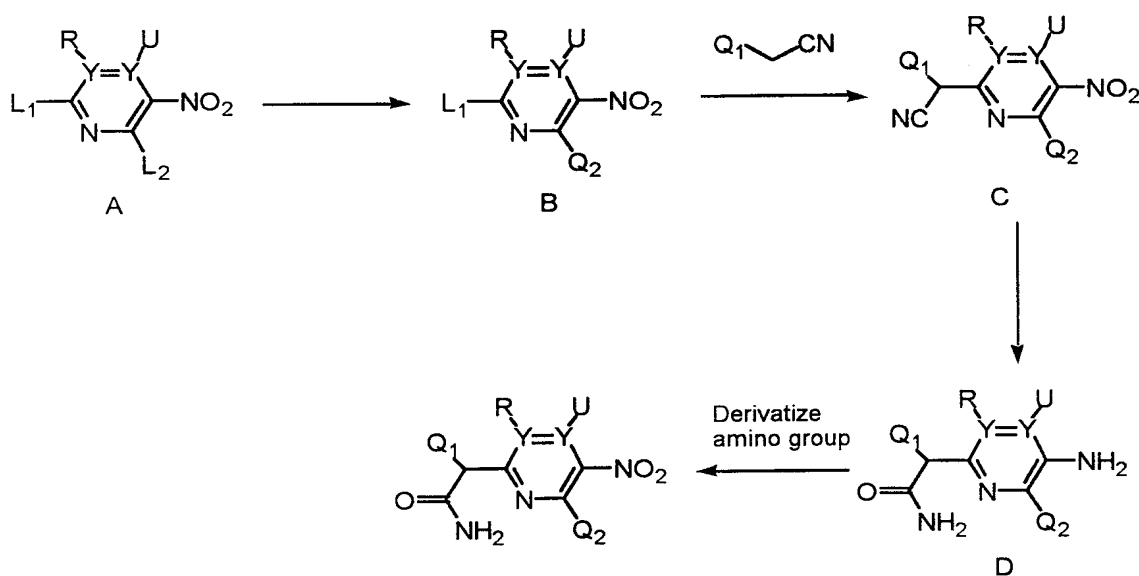
5                   According to another embodiment, the present invention provides methods of producing the above-identified inhibitors of p38 of the formulae (Ia), (Ib), (Ic), (Id) and (Ie). Representative synthesis schemes for formula (Ia) are depicted below.

10                   Schemes 1-3 illustrate the preparation of compounds in which W is either an amino, carboxyl or an aldehyde function. In each case the particular moiety may be modified through chemistry well known in the literature. For example the final amino compounds D and  
15 N (schemes 1 and 4 respectively) may be acylated, sulfonylated or alkylated to prepare compounds within the scope of W. In all schemes, the L1 and L2 groups on the initial materials are meant to represent leaving groups

-35-

ortho to the nitrogen atom in a heterocyclic ring. For example, compound A may be 2,6-dichloro-3 nitro pyridine.

Scheme 1



5 In Scheme 1, W is selected from amino-derivatized compounds such as  $\text{N}(\text{R}^2)\text{SO}_2\text{-N}(\text{R}^2)_2$ ;  $\text{N}(\text{R}^2)\text{SO}_2\text{-N}(\text{R}^2)(\text{R}^3)$ ;  $\text{N}(\text{R}^2)\text{C}(\text{O})\text{-OR}^2$ ;  $\text{N}(\text{R}^2)\text{C}(\text{O})\text{-N}(\text{R}^2)_2$ ;  $\text{N}(\text{R}^2)\text{C}(\text{O})\text{-N}(\text{R}^2)(\text{R}^3)$ ;  $\text{N}(\text{R}^2)\text{C}(\text{O})\text{-R}^2$ ; or  $\text{N}(\text{R}^2)_2$ .

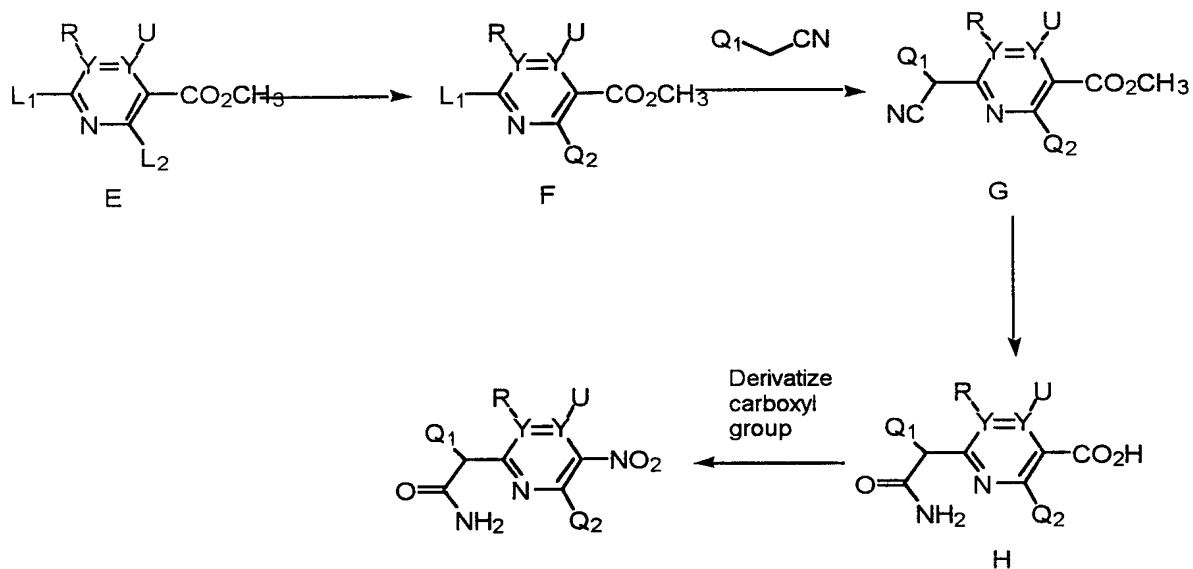
In Scheme 1, the Q2 ring is introduced  
 10 utilizing one of many reactions known in the art which result in the production of biaryl compounds. One example may be the reaction of an aryl lithium compound with the pyridine intermediate A. Alternatively, an arylmetallic compound such as an aryl stannane or an aryl  
 15 boronic acid may be reacted with the aryl halide portion (intermediate A) in the presence of a  $\text{Pd}^0$  catalyst to form product B. In the next step, a Q1 substituted derivative such as a phenyl acetonitrile derivative may be treated with a base such as sodium hydride, sodium  
 20 amide, LDA, lithium hexamethyldisilazide or any number of

-36-

other non-nucleophilic bases to deprotonate the position alpha to the cyano group, which represents a masked amide moiety. This anion is then contacted with intermediate B to form C. The nitrile or equivalent group of

5 intermediate C is then hydrolyzed to form the amide and the nitro group is subjected to reducing conditions to form the amine intermediate D. Intermediate D is then used to introduce various functionality defined by W

10 through chemistry such as acylation, sulfonylation or alkylation reactions well known in the literature. Depending on the regiochemistry of the first two steps of this procedure, the first two steps may need to be reversed.

15 Scheme 2

In Scheme 2, W is selected from carboxyl-derivatized compounds such as  $C(O)-R^2$ ;  $CH(OH)-R^2$ ;  $C(O)-N(R^2)_2$ ; or  $C(O)-$

20  $OR^2$ .

Scheme 2 generally follows the procedures described for Scheme 1 except that a carboxyl



-38-

In scheme 3 a pyridine derivative is metalated and quenched with one of many known electrophiles which can generate an aldehyde, to form intermediate I. The aldehyde can then be masked to form the dimethyl acetal J. This intermediate is then carried on as described in scheme 1 and 2 to introduce the Q1 and Q2 substituents, to produce intermediate L. As before, these two steps may be interchanged depending on specific regiochemistry. The masked aldehyde of L may then be deprotected and utilized to form compounds with the defined W substitution using well know chemistry such as alkylations and reductive aminations.

Schemes 4-6 are similar to schemes 1-3 with the exception that the targeted compounds are those in which Z = Nitrogen. The steps for these schemes parallel 1-3 with the exception that the alkylation utilizing a phenyl acetonitrile is replaced with a reaction with a Q1 amine derivative such as a substituted aniline derivative. The amide portion of the molecule is then introduced in an acylation reaction with, for example, chlorosulfonyl isocyanate.

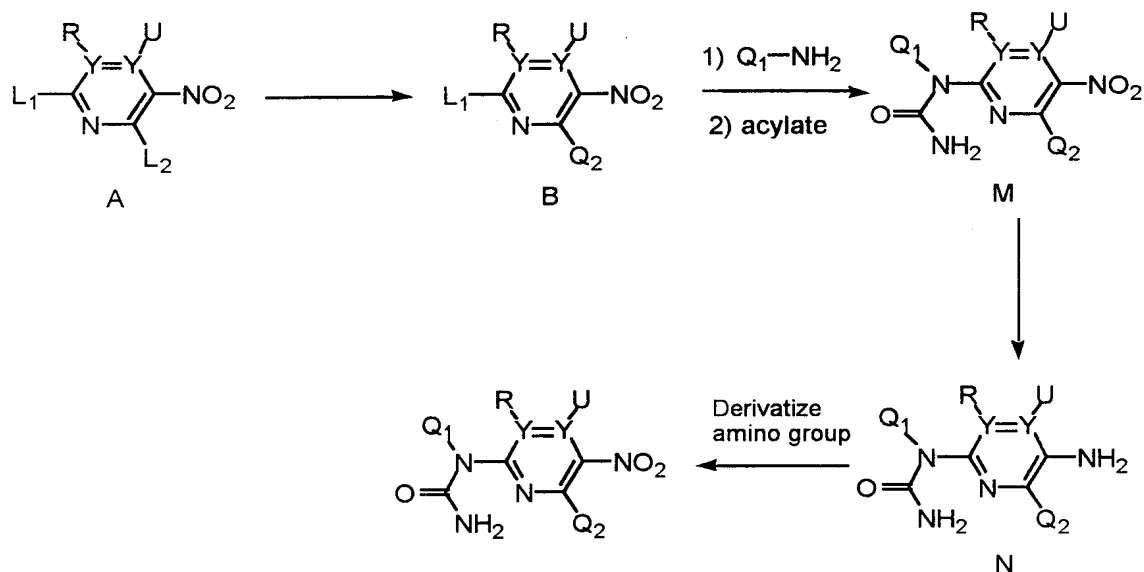
25

30



-39-

Scheme 4



In Scheme 4, W is selected from amino-derivatized groups such as  $\text{N}(\text{R}^2)\text{SO}_2\text{-N}(\text{R}^2)_2$ ;  $\text{N}(\text{R}^2)\text{SO}_2\text{-N}(\text{R}^2)(\text{R}^3)$ ;  $\text{N}(\text{R}^2)\text{C}(\text{O})\text{-OR}^2$ ;  $\text{N}(\text{R}^2)\text{C}(\text{O})\text{-N}(\text{R}^2)_2$ ;  $\text{N}(\text{R}^2)\text{C}(\text{O})\text{-N}(\text{R}^2)(\text{R}^3)$ ;  $\text{N}(\text{R}^2)\text{C}(\text{O})\text{-R}^2$ ; or  $\text{N}(\text{R}^2)_2$ .

In Scheme 4, intermediate B (from scheme 1) is treated with, for example, an aniline derivative in the presence of a base such as potassium carbonate.

10 Additionally, a palladium catalyst may be utilized to enhance the reactivity of this general type of reaction, if needed. The resulting amine derivative is then acylated to form intermediate M. The nitro group of M is then reduced to form N and the amino group may then be

15 derivatized as described for scheme 1. As mentioned for schemes 1-3, the steps involved in the introduction of the Q1 and Q2 substituents may be interchanged depending on the specific regiochemistry of specific compounds.



-41-

In Scheme 6, W is selected from (C<sub>1</sub>-C<sub>4</sub>) straight or branched alkyl optionally substituted with N(R')<sub>2</sub>, OR', CO<sub>2</sub>R', CON(R')<sub>2</sub>, R<sup>3</sup>, or SO<sub>2</sub>N(R<sup>2</sup>)<sub>2</sub>; or a 5-6 membered carbocyclic or heterocyclic ring system optionally substituted with N(R')<sub>2</sub>, OR', CO<sub>2</sub>R', CON(R')<sub>2</sub>, or SO<sub>2</sub>N(R<sup>2</sup>)<sub>2</sub>; provided that W is not an R<sup>3</sup> substituted C<sub>1</sub> alkyl.

Schemes 5 and 6 generally follow the procedures mentioned above.

One having skill in the art will recognize schemes 1-6 may be used to synthesize compounds having the general formula of (Ib), (Ic), (Id) and (Ie).

According to another embodiment of the invention, the activity of the p38 inhibitors of this invention may be assayed *in vitro*, *in vivo* or in a cell line. *In vitro* assays include assays that determine inhibition of either the kinase activity or ATPase activity of activated p38. Alternate *in vitro* assays quantitate the ability of the inhibitor to bind to p38 and may be measured either by radiolabelling the inhibitor prior to binding, isolating the inhibitor/p38 complex and determining the amount of radiolabel bound, or by running a competition experiment where new inhibitors are incubated with p38 bound to known radioligands.

Cell culture assays of the inhibitory effect of the compounds of this invention may determine the amounts of TNF, IL-1, IL-6 or IL-8 produced in whole blood or cell fractions thereof in cells treated with inhibitor as compared to cells treated with negative controls. Level of these cytokines may be determined through the use of commercially available ELISAs.

-42-

An *in vivo* assay useful for determining the inhibitory activity of the p38 inhibitors of this invention are the suppression of hind paw edema in rats with *Mycobacterium butyricum*-induced adjuvant arthritis. This is described in J.C. Boehm et al., J. Med. Chem., 39, pp. 3929-37 (1996), the disclosure of which is herein incorporated by reference. The p38 inhibitors of this invention may also be assayed in animal models of arthritis, bone resorption, endotoxin shock and immune function, as described in A. M. Badger et al., J. Pharmacol. Experimental Therapeutics, 279, pp. 1453-61 (1996), the disclosure of which is herein incorporated by reference.

The p38 inhibitors or pharmaceutical salts thereof may be formulated into pharmaceutical compositions for administration to animals or humans. These pharmaceutical compositions, which comprise an amount of p38 inhibitor effective to treat or prevent a p38-mediated condition and a pharmaceutically acceptable carrier, are another embodiment of the present invention.

The term "p38-mediated condition", as used herein means any disease or other deleterious condition in which p38 is known to play a role. This includes conditions known to be caused by IL-1, TNF, IL-6 or IL-8 overproduction. Such conditions include, without limitation, inflammatory diseases, autoimmune diseases, destructive bone disorders, proliferative disorders, infectious diseases, neurodegenerative diseases, allergies, reperfusion/ischemia in stroke, heart attacks, angiogenic disorders, organ hypoxia, vascular hyperplasia, cardiac hypertrophy, thrombin-induced

-43-

platelet aggregation, and conditions associated with prostaglandin endoperoxidase synthase-2.

Inflammatory diseases which may be treated or prevented by the compounds of this invention include, but  
5 are not limited to, acute pancreatitis, chronic pancreatitis, asthma, allergies, and adult respiratory distress syndrome.

Autoimmune diseases which may be treated or prevented by the compounds of this invention include, but  
10 are not limited to, glomerulonephritis, rheumatoid arthritis, systemic lupus erythematosus, scleroderma, chronic thyroiditis, Graves' disease, autoimmune gastritis, diabetes, autoimmune hemolytic anemia, autoimmune neutropenia, thrombocytopenia, atopic  
15 dermatitis, chronic active hepatitis, myasthenia gravis, multiple sclerosis, inflammatory bowel disease, ulcerative colitis, Crohn's disease, psoriasis, or graft vs. host disease.

Destructive bone disorders which may be treated  
20 or prevented by the compounds of this invention include, but are not limited to, osteoporosis, osteoarthritis and multiple myeloma-related bone disorder.

Proliferative diseases which may be treated or prevented by the compounds of this invention include, but  
25 are not limited to, acute myelogenous leukemia, chronic myelogenous leukemia, metastatic melanoma, Kaposi's sarcoma, and multiple myeloma.

Angiogenic disorders which may be treated or prevented by the compounds of this invention include  
30 solid tumors, ocular neovascularization, infantile haemangiomas.

-44-

Infectious diseases which may be treated or prevented by the compounds of this invention include, but are not limited to, sepsis, septic shock, and Shigellosis.

5           Viral diseases which may be treated or prevented by the compounds of this invention include, but are not limited to, acute hepatitis infection (including hepatitis A, hepatitis B and hepatitis C), HIV infection and CMV retinitis.

10           Neurodegenerative diseases which may be treated or prevented by the compounds of this invention include, but are not limited to, Alzheimer's disease, Parkinson's disease, cerebral ischemias or neurodegenerative disease caused by traumatic injury.

15           "p38-mediated conditions" also include ischemia/reperfusion in stroke, heart attacks, myocardial ischemia, organ hypoxia, vascular hyperplasia, cardiac hypertrophy, and thrombin-induced platelet aggregation.

          In addition, p38 inhibitors of the instant  
20           invention are also capable of inhibiting the expression of inducible pro-inflammatory proteins such as prostaglandin endoperoxide synthase-2 (PGHS-2), also referred to as cyclooxygenase-2 (COX-2). Therefore, other  
25           "p38-mediated conditions" which may be treated by the compounds of this invention include edema, analgesia, fever and pain, such as neuromuscular pain, headache, cancer pain, dental pain and arthritis pain.

          The diseases that may be treated or prevented by the p38 inhibitors of this invention may also be  
30           conveniently grouped by the cytokine (IL-1, TNF, IL-6, IL-8) that is believed to be responsible for the disease.

-45-

Thus, an IL-1-mediated disease or condition includes rheumatoid arthritis, osteoarthritis, stroke, endotoxemia and/or toxic shock syndrome, inflammatory reaction induced by endotoxin, inflammatory bowel  
5 disease, tuberculosis, atherosclerosis, muscle degeneration, cachexia, psoriatic arthritis, Reiter's syndrome, gout, traumatic arthritis, rubella arthritis, acute synovitis, diabetes, pancreatic  $\beta$ -cell disease and Alzheimer's disease.

10 TNF-mediated disease or condition includes, rheumatoid arthritis, rheumatoid spondylitis, osteoarthritis, gouty arthritis and other arthritic conditions, sepsis, septic shock, endotoxic shock, gram  
15 negative sepsis, toxic shock syndrome, adult respiratory distress syndrome, cerebral malaria, chronic pulmonary inflammatory disease, silicosis, pulmonary sarcoidosis, bone resorption diseases, reperfusion injury, graft vs. host reaction, allograft rejections, fever and myalgias  
20 due to infection, cachexia secondary to infection, AIDS, ARC or malignancy, keloid formation, scar tissue formation, Crohn's disease, ulcerative colitis or pyresis. TNF-mediated diseases also include viral infections, such as HIV, CMV, influenza and herpes; and  
25 veterinary viral infections, such as lentivirus infections, including, but not limited to equine infectious anemia virus, caprine arthritis virus, visna virus or maedi virus; or retrovirus infections, including feline immunodeficiency virus, bovine immunodeficiency  
30 virus, or canine immunodeficiency virus.

IL-8 mediated disease or condition includes diseases characterized by massive neutrophil infiltration, such as psoriasis, inflammatory bowel

-46-

disease, asthma, cardiac and renal reperfusion injury, adult respiratory distress syndrome, thrombosis and glomerulonephritis.

In addition, the compounds of this invention  
5 may be used topically to treat or prevent conditions caused or exacerbated by IL-1 or TNF. Such conditions include inflamed joints, eczema, psoriasis, inflammatory skin conditions such as sunburn, inflammatory eye conditions such as conjunctivitis, pyresis, pain and  
10 other conditions associated with inflammation.

In addition to the compounds of this invention, pharmaceutically acceptable salts of the compounds of this invention may also be employed in compositions to treat or prevent the above-identified disorders.

15 Pharmaceutically acceptable salts of the compounds of this invention include those derived from pharmaceutically acceptable inorganic and organic acids and bases. Examples of suitable acid salts include acetate, adipate, alginate, aspartate, benzoate,  
20 benzenesulfonate, bisulfate, butyrate, citrate, camphorate, camphorsulfonate, cyclopentanepropionate, digluconate, dodecylsulfate, ethanesulfonate, formate, fumarate, glucoheptanoate, glycerophosphate, glycolate, hemisulfate, heptanoate, hexanoate, hydrochloride,  
25 hydrobromide, hydroiodide, 2-hydroxyethanesulfonate, lactate, maleate, malonate, methanesulfonate, 2-naphthalenesulfonate, nicotinate, nitrate, oxalate, palmoate, pectinate, persulfate, 3-phenylpropionate, phosphate, picrate, pivalate, propionate, salicylate,  
30 succinate, sulfate, tartrate, thiocyanate, tosylate and undecanoate. Other acids, such as oxalic, while not in themselves pharmaceutically acceptable, may be employed



-47-

in the preparation of salts useful as intermediates in obtaining the compounds of the invention and their pharmaceutically acceptable acid addition salts. Salts derived from appropriate bases include alkali metal (e.g., sodium and potassium), alkaline earth metal (e.g., magnesium), ammonium and N-(C1-4 alkyl)<sub>4</sub><sup>+</sup> salts. This invention also envisions the quaternization of any basic nitrogen-containing groups of the compounds disclosed herein. Water or oil-soluble or dispersible products may be obtained by such quaternization.

Pharmaceutically acceptable carriers that may be used in these pharmaceutical compositions include, but are not limited to, ion exchangers, alumina, aluminum stearate, lecithin, serum proteins, such as human serum albumin, buffer substances such as phosphates, glycine, sorbic acid, potassium sorbate, partial glyceride mixtures of saturated vegetable fatty acids, water, salts or electrolytes, such as protamine sulfate, disodium hydrogen phosphate, potassium hydrogen phosphate, sodium chloride, zinc salts, colloidal silica, magnesium trisilicate, polyvinyl pyrrolidone, cellulose-based substances, polyethylene glycol, sodium carboxymethylcellulose, polyacrylates, waxes, polyethylene-polyoxypropylene-block polymers, polyethylene glycol and wool fat.

The compositions of the present invention may be administered orally, parenterally, by inhalation spray, topically, rectally, nasally, buccally, vaginally or via an implanted reservoir. The term "parenteral" as used herein includes subcutaneous, intravenous, intramuscular, intra-articular, intra-synovial, intrasternal, intrathecal, intrahepatic, intralesional

-48-

and intracranial injection or infusion techniques. Preferably, the compositions are administered orally, intraperitoneally or intravenously.

Sterile injectable forms of the compositions of this invention may be aqueous or oleaginous suspension. These suspensions may be formulated according to techniques known in the art using suitable dispersing or wetting agents and suspending agents. The sterile injectable preparation may also be a sterile injectable solution or suspension in a non-toxic parenterally-acceptable diluent or solvent, for example as a solution in 1,3-butanediol. Among the acceptable vehicles and solvents that may be employed are water, Ringer's solution and isotonic sodium chloride solution. In addition, sterile, fixed oils are conventionally employed as a solvent or suspending medium. For this purpose, any bland fixed oil may be employed including synthetic mono- or di-glycerides. Fatty acids, such as oleic acid and its glyceride derivatives are useful in the preparation of injectables, as are natural pharmaceutically-acceptable oils, such as olive oil or castor oil, especially in their polyoxyethylated versions. These oil solutions or suspensions may also contain a long-chain alcohol diluent or dispersant, such as carboxymethyl cellulose or similar dispersing agents which are commonly used in the formulation of pharmaceutically acceptable dosage forms including emulsions and suspensions. Other commonly used surfactants, such as Tweens, Spans and other emulsifying agents or bioavailability enhancers which are commonly used in the manufacture of pharmaceutically acceptable solid, liquid, or other

-49-

dosage forms may also be used for the purposes of formulation.

The pharmaceutical compositions of this invention may be orally administered in any orally acceptable dosage form including, but not limited to, capsules, tablets, aqueous suspensions or solutions. In the case of tablets for oral use, carriers commonly used include lactose and corn starch. Lubricating agents, such as magnesium stearate, are also typically added. For oral administration in a capsule form, useful diluents include lactose and dried cornstarch. When aqueous suspensions are required for oral use, the active ingredient is combined with emulsifying and suspending agents. If desired, certain sweetening, flavoring or coloring agents may also be added.

Alternatively, the pharmaceutical compositions of this invention may be administered in the form of suppositories for rectal administration. These can be prepared by mixing the agent with a suitable non-irritating excipient which is solid at room temperature but liquid at rectal temperature and therefore will melt in the rectum to release the drug. Such materials include cocoa butter, beeswax and polyethylene glycols.

The pharmaceutical compositions of this invention may also be administered topically, especially when the target of treatment includes areas or organs readily accessible by topical application, including diseases of the eye, the skin, or the lower intestinal tract. Suitable topical formulations are readily prepared for each of these areas or organs.

Topical application for the lower intestinal tract can be effected in a rectal suppository formulation

-50-

(see above) or in a suitable enema formulation.  
Topically-transdermal patches may also be used.

For topical applications, the pharmaceutical compositions may be formulated in a suitable ointment  
5 containing the active component suspended or dissolved in one or more carriers. Carriers for topical administration of the compounds of this invention include, but are not limited to, mineral oil, liquid petrolatum, white petrolatum, propylene glycol,  
10 polyoxyethylene, polyoxypropylene compound, emulsifying wax and water. Alternatively, the pharmaceutical compositions can be formulated in a suitable lotion or cream containing the active components suspended or dissolved in one or more pharmaceutically acceptable  
15 carriers. Suitable carriers include, but are not limited to, mineral oil, sorbitan monostearate, polysorbate 60, cetyl esters wax, cetearyl alcohol, 2-octyldodecanol, benzyl alcohol and water.

For ophthalmic use, the pharmaceutical  
20 compositions may be formulated as micronized suspensions in isotonic, pH adjusted sterile saline, or, preferably, as solutions in isotonic, pH adjusted sterile saline, either with or without a preservative such as benzylalkonium chloride. Alternatively, for ophthalmic  
25 uses, the pharmaceutical compositions may be formulated in an ointment such as petrolatum.

The pharmaceutical compositions of this invention may also be administered by nasal aerosol or inhalation. Such compositions are prepared according to  
30 techniques well-known in the art of pharmaceutical formulation and may be prepared as solutions in saline, employing benzyl alcohol or other suitable preservatives,

-51-

absorption promoters to enhance bioavailability, fluorocarbons, and/or other conventional solubilizing or dispersing agents.

The amount of p38 inhibitor that may be  
5 combined with the carrier materials to produce a single dosage form will vary depending upon the host treated, the particular mode of administration. Preferably, the compositions should be formulated so that a dosage of between 0.01 - 100 mg/kg body weight/day of the inhibitor  
10 can be administered to a patient receiving these compositions.

It should also be understood that a specific dosage and treatment regimen for any particular patient will depend upon a variety of factors, including the  
15 activity of the specific compound employed, the age, body weight, general health, sex, diet, time of administration, rate of excretion, drug combination, and the judgment of the treating physician and the severity of the particular disease being treated. The amount of  
20 inhibitor will also depend upon the particular compound in the composition.

According to another embodiment, the invention provides methods for treating or preventing a p38-mediated condition comprising the step of administering  
25 to a patient one of the above-described pharmaceutical compositions. The term "patient", as used herein, means an animal, preferably a human.

Preferably, that method is used to treat or prevent a condition selected from inflammatory diseases,  
30 autoimmune diseases, destructive bone disorders, proliferative disorders, infectious diseases, degenerative diseases, allergies, reperfusion/ischemia in

-52-

stroke, heart attacks, angiogenic disorders, organ hypoxia, vascular hyperplasia, cardiac hypertrophy, and thrombin-induced platelet aggregation.

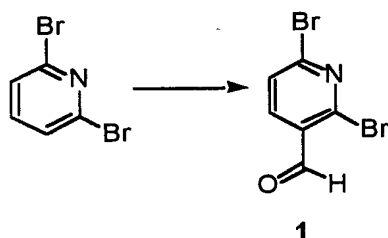
According to another embodiment, the inhibitors  
5 of this invention are used to treat or prevent an IL-1, IL-6, IL-8 or TNF-mediated disease or condition. Such conditions are described above.

Depending upon the particular p38-mediated  
condition to be treated or prevented, additional drugs,  
10 which are normally administered to treat or prevent that condition, may be administered together with the inhibitors of this invention. For example, chemotherapeutic agents or other anti-proliferative agents may be combined with the p38 inhibitors of this  
15 invention to treat proliferative diseases.

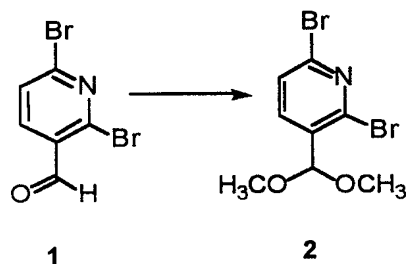
Those additional agents may be administered  
separately, as part of a multiple dosage regimen, from  
the p38 inhibitor-containing composition. Alternatively,  
those agents may be part of a single dosage form, mixed  
20 together with the p38 inhibitor in a single composition.

In order that the invention described herein  
may be more fully understood, the following examples are  
set forth. It should be understood that these examples  
are for illustrative purposes only and are not to be  
25 construed as limiting this invention in any manner.

-53-

EXAMPLE 1Synthesis of p38 Inhibitor Compound 6

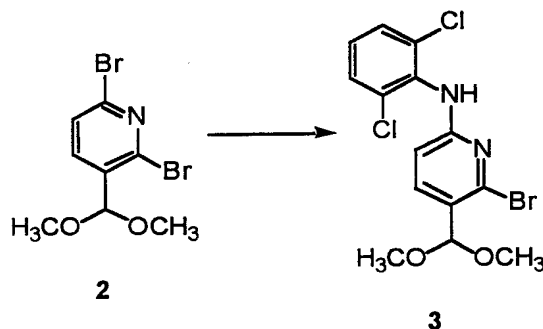
To a solution of LDA (60mmol, 40mLs) at  $-78^{\circ}\text{C}$ , was added dropwise a solution of 2,6-Dibromopyridine  
5 (40mmol, 9.48gms) in THF (30mLs, dried). The mixture was stirred at  $-78^{\circ}\text{C}$  for 20 minutes. Ethyl formate (400mmol, 32.3mLs) was added and stirring was continued at  $-78^{\circ}\text{C}$  for 2 hours. Saturated ammonium chloride (200mLs) was added and the mixture was warmed to room temperature.  
10 The reaction mixture was diluted with ethyl acetate and the organic layer was washed with aqueous acid and base. The organic layer was dried and evaporated *in vacuo*. The resulting material was purified by flash chromatography on silica gel followed by eluting with 10% ethyl acetate  
15 in n-hexane to afford 1 (32mmol, 8.41gms) as a white solid.



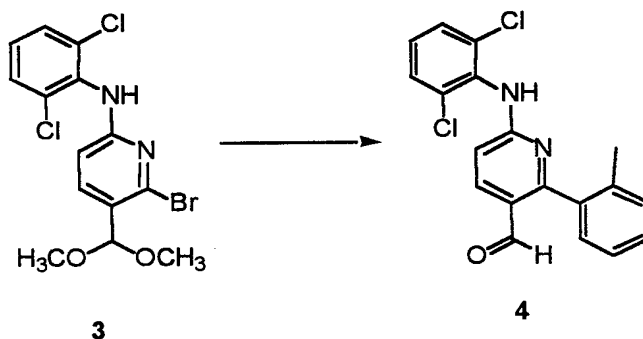
A solution of 1 (13.08mmol, 3.1gms) and concentrated sulfuric acid (1mL) in methanol (50mL) was  
20 refluxed overnight. The reaction mixture was cooled,

-54-

neutralized with aqueous base and extracted into ethyl acetate. Drying and evaporation of the organic layer afforded **2** (11.77mmol, 3.63gms) as an oil.



5 To a solution of t-Butoxide (2.2mmol, 2mLs) was added dropwise a solution of 2,6-Dichloroaniline (1.0mmol, 162mgs) in THF (2mL, dried). The mixture was stirred at room temperature for 20 minutes. A solution of **2** (1.0mmol, 309mgs) in THF (5mLs) was added and stirring  
10 was continued for 3 hours. The reaction mixture was diluted with ethyl acetate and the organic layer was washed with aqueous acid and base. The organic layer was dried and evaporated *in vacuo*. The resulting material was purified by flash chromatography on silica gel  
15 followed by eluting with 5% acetone in n-hexane to afford **3** (0.33mmol, 128mgs) as an orange solid.

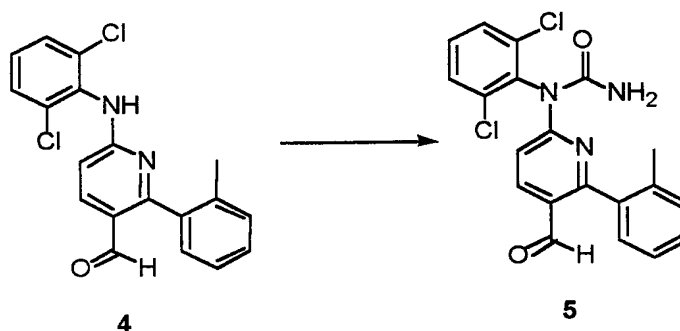


o-Tolylboronic acid (0.34mmol, 46mgs), and **3** (0.20mmol, 80mgs) were dissolved in a toluene/ethanol



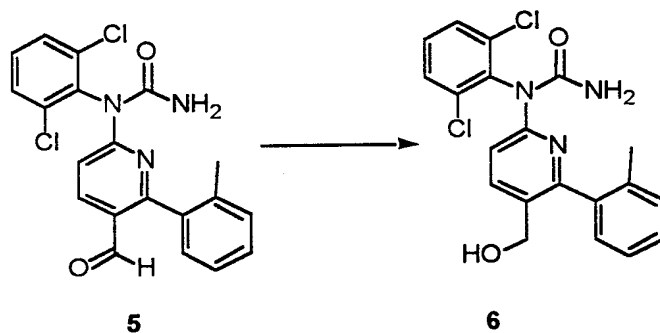
-55-

(5/1) mixture. Thallium carbonate (0.5, 235mgs) and tetrakis(triphenylphosphine)palladium (0) (10mgs) was added to the solution and the slurry was allowed to reflux for 30 minutes. The reaction mixture was diluted with ethyl acetate and the organic layer was washed with aqueous acid and base. The organic layer was dried and evaporated *in vacuo*. The resulting material was purified by flash chromatography on silica gel followed by eluting with 5% methanol in methylene chloride to afford **4** (0.17mmol, 61mgs) as a white solid.



A solution of **4** (0.17mmol, 61mgs) and chlorosulfonyl isocyanate (1mmol, 141.5mgs) in methylene chloride (5mLs) was stirred at room temperature overnight. The reaction mixture was diluted with ethyl acetate and the organic layer was washed with aqueous acid and base. The organic layer was dried and evaporated *in vacuo*. The resulting material was purified by flash chromatography on silica gel followed by eluting with 5% acetone in n-hexane to afford **5** (0.12mmol, 46mgs) as a white solid.

-56-



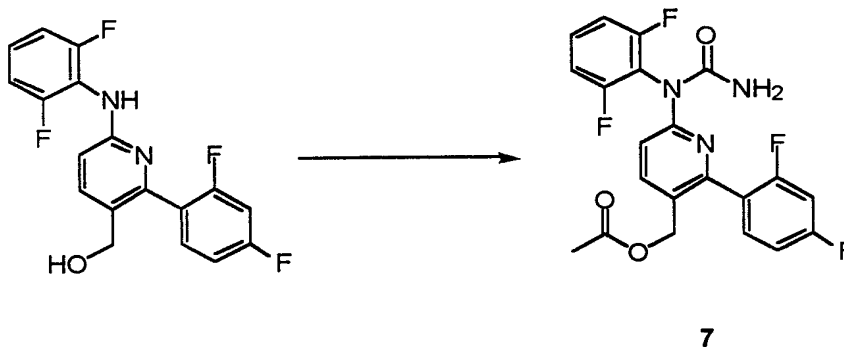
Sodium borohydride (1.0mmol, 39.8 mgs) was added to a solution of **5** (0.12mmol, 46mgs) in methanol (10mLs) and the solution was stirred for 15 minutes. The reaction was quenched with water. The reaction mixture was then diluted with ethyl acetate and the organic layer was washed with aqueous acid and base. The organic layer was dried and evaporated in vacuo. The resulting material was purified by flash chromatography to afford **6** (0.08mmol, 36mgs) as a white solid.

The spectral data for compound **6** was:

<sup>1</sup>H NMR (500 MHz, CDCl<sub>3</sub>) δ 7.90 (d, 1H), 7.60 (d, 2H), 7.5-7.3 (m, 5H), 6.30 (d, 2H), 4.5 (s, 2H), 2.3 (s, 2H).

15

Synthesis of p38 Inhibitor Compound 7



The amino-alcohol (500 mg, 1.43 mmol), which was prepared in the same manner as **4**, was dissolved in

-57-

dichloromethane. Triethylamine (433 mg, 4.29 mmol) was added, followed by acetyl chloride (168 mg, 2.15 mmol). The mixture was stirred at room temperature for one hour, poured into water, and extracted with dichloromethane.

5 The organic extract was evaporated *in vacuo* and the residue was dissolved in 10.0 mL of toluene. A 20% solution of phosgene in toluene (5.0 mL) was added and the solution was refluxed for two hours. The solution was cooled and 5.0 mL of concentrated ammonium hydroxide

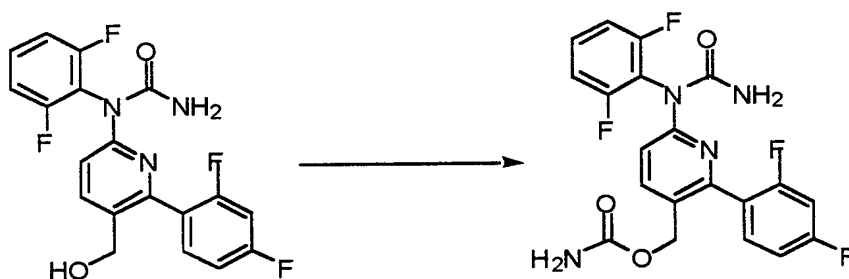
10 was added, precipitating a white solid. The mixture was poured into water and extracted with toluene. The organic extract was dried (MgSO<sub>4</sub>) and evaporated *in vacuo* to afford 205 mg of the urea-acetate 7 as a white solid.

The spectral data for compound 7 was:

15 <sup>1</sup>H NMR (500 MHz, CDCl<sub>3</sub>) δ 7.80 (d, 1H), 7.62-7.50 (m, 2H), 7.25-7.0 (m, 5H), 6.59 (d, 1H), 5.1 (s, 2H), 2.12 (s, 3H). HRMS showed MH<sup>+</sup> 434.2 as the major peak.

Synthesis of p38 Inhibitor Compound 8

20



8

The urea-alcohol (548 mg, 1.4 mmol), which was prepared in the same manner as 6, was dissolved in 5.0 mL

25 of toluene. A 20% solution of phosgene in toluene (5.0 mL) was added and the solution was refluxed for two

-58-


hours. The solution was cooled and 5.0 mL of concentrated ammonium hydroxide was added, precipitating a white solid. The mixture was poured into water and extracted with toluene. The organic extract was dried (MgSO<sub>4</sub>) and evaporated in vacuo to afford 284 mg of the carbamate **8** as a white solid.

The spectral data of compound **8** was:

<sup>1</sup>H NMR (500 MHz, CDCl<sub>3</sub>) δ 7.77 (d, 1H), 7.55-7.45 (m, 2H), 7.15-6.95 (m, 5H), 6.50 (d, 1H), 5.40 (br s, 2H), 5.00 (s, 2H). HRMS showed MH<sup>+</sup> 435.1 as the major peak.

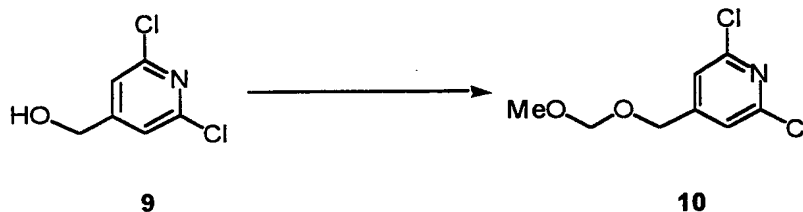
#### EXAMPLE 2

##### Synthesis of p38 Inhibitor Compound 16



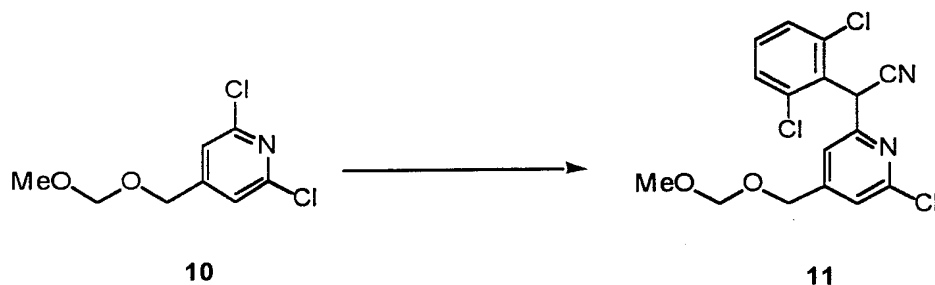
15

One equivalent of 2,6-dichloropyridine-4-carboxylic acid was dissolved in THF. The solution was cooled to 0°C and one equivalent of borane dimethyl sulfide complex was added. The solution was stirred at room temperature for twelve hours. The mixture was poured into water and extracted with diethyl ether. The ether extract was dried, and evaporated in vacuo to afford **9** in 93% yield.

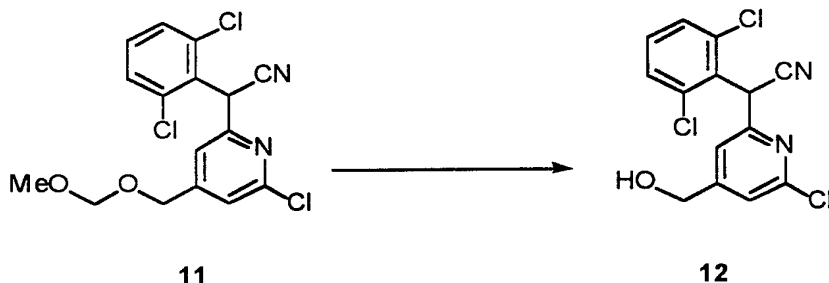


-59-

One equivalent of **9** was dissolved in methylene chloride. One equivalent of methyl chloromethyl ether was added, followed by the addition of one equivalent of ethyl diisopropylamine. The reaction was stirred at room temperature for several hours, poured into water and extracted with a water-immiscible solvent. The extract was dried and evaporated in vacuo to afford **10** in 86% yield.

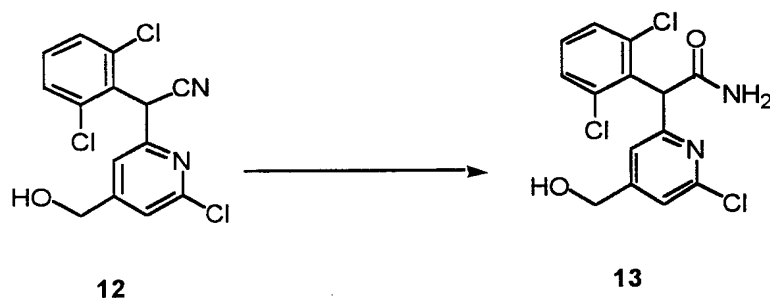


One equivalent of potassium t-butoxide was added to a solution of one equivalent of 2,6-dichlorophenyl acetonitrile in THF at room temperature. The mixture was stirred at room temperature for thirty minutes, and a solution of the dichloropyridine **10** in THF was added. After stirring for 1.5 hours, the mixture was poured into aqueous ammonium chloride and extracted with ethyl acetate. The extract was dried and evaporated in vacuo. The residue was purified by flash chromatography to afford **11** in 79% yield as a white powder.

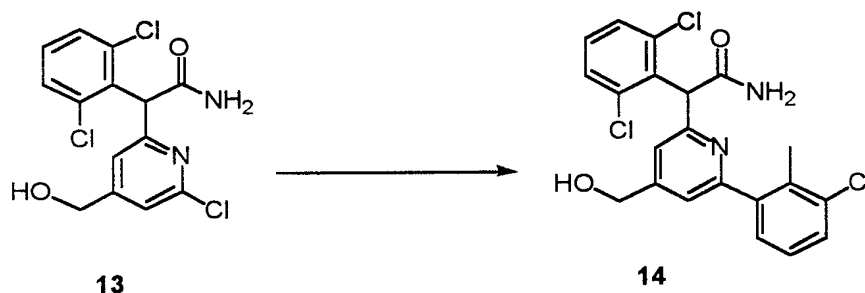


-60-

The acetal **11** was mixed with concentrated hydrochloric acid and stirred for several hours. The mixture was extracted with a water-immiscible organic solvent. The extract was washed with saturated aqueous  
5  $\text{NaHCO}_3$ , dried, and evaporated in vacuo to afford **12**.



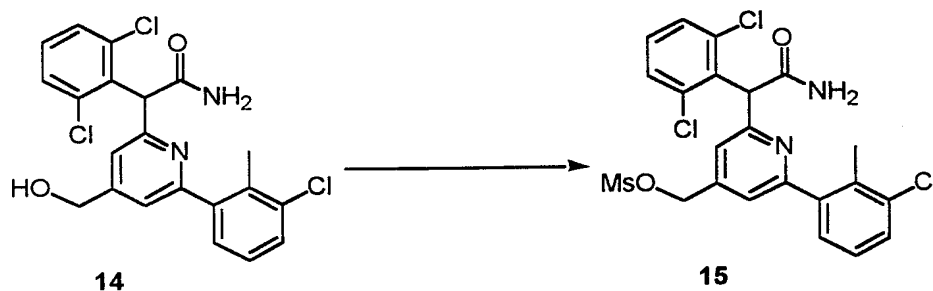
The nitrile **12** was mixed with concentrated sulfuric acid and heated to  $100^\circ\text{C}$  for several minutes.  
10 The mixture was cooled, poured onto ice, and filtered to afford **13**.



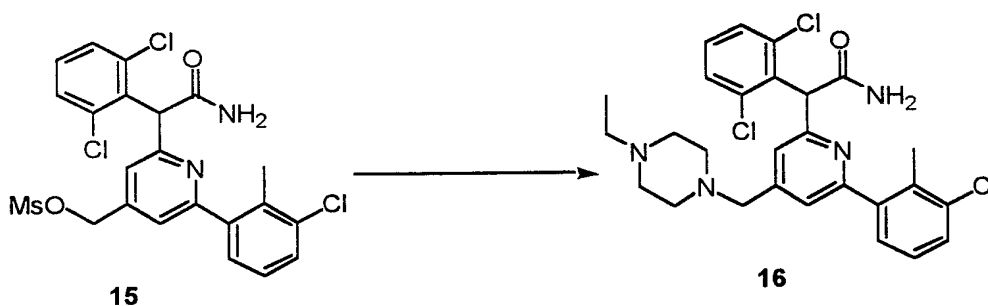
One equivalent of the chloropyridine **13** was  
15 dissolved in 1,2-dimethoxyethane. One equivalent of 3-chloro-2-methylphenylboronic acid was added. A solution of one equivalent of sodium carbonate in water was added along with a catalytic amount of tetrakis  
(triphenylphosphine) palladium (0). The mixture was  
20 heated to  $80^\circ\text{C}$  for several hours. The mixture was poured into water and extracted with a water-immiscible organic

-61-

solvent. The extract was dried, evaporated in vacuo and purified by flash chromatography to afford **14**.



5                    One equivalent of the alcohol **14** was dissolved  
in THF. The solution was cooled to 0°C and one  
equivalent of methanesulfonyl chloride was added  
following by one equivalent of triethylamine. The  
solution was stirred for several hours, poured into  
10 water, and extracted with a water-immiscible solvent.  
The extract was dried and evaporated in vacuo to afford  
the crude mesylate **15**.



15                    One equivalent of the methanesulfonyl ester **15**  
was dissolved in THF. The solution was cooled to 0°C and  
one equivalent of N-ethyl piperazine was added following  
by one equivalent of triethylamine. The solution was  
stirred for several hours, poured into water, and  
20 extracted with a water-immiscible solvent. The extract  
was dried, evaporated, and purified by flash  
chromatography to afford the pure amine **16**.

-62-

The spectral data for compound 16 is:

<sup>1</sup>H NMR (500 MHz, CDCl<sub>3</sub>) δ 9.85 (br s, 1H), 7.47 (dd, 1H),  
7.42 (d, 1H), 7.27 (m, 5H), 6.75 (s, 1H), 5.95 (s, 1H),  
5.7 (br s, 1H), 3.5 (ABq, 2H), 2.5-2.3 (m, 10H), 2.3 (s,  
5 3H), 1.2 (t, 3H).

## EXAMPLE 2

### Cloning of p38 Kinase in Insect Cells

Two splice variants of human p38 kinase, CSBP1  
and CSBP2, have been identified. Specific  
oligonucleotide primers were used to amplify the coding  
10 region of CSBP2 cDNA using a HeLa cell library  
(Stratagene) as a template. The polymerase chain  
reaction product was cloned into the pET-15b vector  
(Novagen). The baculovirus transfer vector, pVL-(His)6-  
p38 was constructed by subcloning a XbaI-BamHI fragment  
15 of pET15b-(His)6-p38 into the complementary sites in  
plasmid pVL1392 (Pharmingen).

The plasmid pVL-(His)6-p38 directed the  
synthesis of a recombinant protein consisting of a 23-  
residue peptide (MGSSHHHHHSSGLVPRGSHMLE, where LVPRGS  
20 represents a thrombin cleavage site) fused in frame to  
the N-terminus of p38, as confirmed by DNA sequencing and  
by N-terminal sequencing of the expressed protein.  
Monolayer culture of *Spodoptera frugiperda* (Sf9) insect  
cells (ATCC) was maintained in TNM-FH medium (Gibco BRL)  
25 supplemented with 10% fetal bovine serum in a T-flask at  
27°C. Sf9 cells in log phase were co-transfected with  
linear viral DNA of *Autographa californica* nuclear  
polyhedrosis virus (Pharmingen) and transfer vector pVL-  
(His)6-p38 using Lipofectin (Invitrogen). The individual



-63-

recombinant baculovirus clones were purified by plaque assay using 1% low melting agarose.

### EXAMPLE 3

#### Expression and Purification of Recombinant p38 Kinase

*Trichoplusia ni* (Tn-368) High-Five™ cells (Invitrogen) were grown in suspension in Excel-405 protein free medium (JRH Bioscience) in a shaker flask at 27°C. Cells at a density of  $1.5 \times 10^6$  cells/ml were infected with the recombinant baculovirus described above at a multiplicity of infection of 5. The expression level of recombinant p38 was monitored by immunoblotting using a rabbit anti-p38 antibody (Santa Cruz Biotechnology). The cell mass was harvested 72 hours after infection when the expression level of p38 reached its maximum.

Frozen cell paste from cells expressing the (His)<sub>6</sub>-tagged p38 was thawed in 5 volumes of Buffer A (50 mM NaH<sub>2</sub>PO<sub>4</sub> pH 8.0, 200 mM NaCl, 2mM β-Mercaptoethanol, 10% Glycerol and 0.2 mM PMSF). After mechanical disruption of the cells in a microfluidizer, the lysate was centrifuged at 30,000 x g for 30 minutes. The supernatant was incubated batchwise for 3-5 hours at 4°C with Talon™ (Clontech) metal affinity resin at a ratio of 1 ml of resin per 2-4 mgs of expected p38. The resin was settled by centrifugation at 500 x g for 5 minutes and gently washed batchwise with Buffer A. The resin was slurried and poured into a column (approx. 2.6 x 5.0 cm) and washed with Buffer A + 5 mM imidazole.

The (His)<sub>6</sub>-p38 was eluted with Buffer A + 100 mM imidazole and subsequently dialyzed overnight at 4°C against 2 liters of Buffer B, (50 mM HEPES, pH 7.5, 25 mM

-64-

$\beta$ -glycerophosphate, 5% glycerol, 2mM DTT). The His<sub>6</sub> tag was removed by addition of at 1.5 units thrombin (Calbiochem) per mg of p38 and incubation at 20°C for 2-3 hours. The thrombin was quenched by addition of 0.2 mM PMSF and then the entire sample was loaded onto a 2 ml benzamidine agarose (American International Chemical) column.

The flow through fraction was directly loaded onto a 2.6 x 5.0 cm Q-Sepharose (Pharmacia) column previously equilibrated in Buffer B + 0.2 mM PMSF. The p38 was eluted with a 20 column volume linear gradient to 0.6M NaCl in Buffer B. The eluted protein peak was pooled and dialyzed overnight at 4°C vs. Buffer C (50 mM HEPES pH 7.5, 5% glycerol, 50 mM NaCl, 2 mM DTT, 0.2 mM PMSF).

The dialyzed protein was concentrated in a Centriprep (Amicon) to 3-4 ml and applied to a 2.6 x 100 cm Sephacryl S-100HR (Pharmacia) column. The protein was eluted at a flow rate of 35 ml/hr. The main peak was pooled, adjusted to 20 mM DTT, concentrated to 10-80 mgs/ml and frozen in aliquots at -70°C or used immediately.

#### EXAMPLE 4

##### Activation of p38

p38 was activated by combining 0.5 mg/ml p38 with 0.005 mg/ml DD-double mutant MKK6 in Buffer B + 10mM MgCl<sub>2</sub>, 2mM ATP, 0.2mM Na<sub>2</sub>VO<sub>4</sub> for 30 minutes at 20°C. The activation mixture was then loaded onto a 1.0 x 10 cm MonoQ column (Pharmacia) and eluted with a linear 20 column volume gradient to 1.0 M NaCl in Buffer B. The

-65-

activated p38 eluted after the ADP and ATP. The activated p38 peak was pooled and dialyzed against buffer B + 0.2mM Na<sub>2</sub>VO<sub>4</sub> to remove the NaCl. The dialyzed protein was adjusted to 1.1M potassium phosphate by addition of a 4.0M stock solution and loaded onto a 1.0 x 10 cm HIC (Rainin Hydropore) column previously equilibrated in Buffer D (10% glycerol, 20mM β-glycerophosphate, 2.0mM DTT) + 1.1MK<sub>2</sub>HPO<sub>4</sub>. The protein was eluted with a 20 column volume linear gradient to Buffer D + 50mM K<sub>2</sub>HPO<sub>4</sub>. The double phosphorylated p38 eluted as the main peak and was pooled for dialysis against Buffer B + 0.2mM Na<sub>2</sub>VO<sub>4</sub>. The activated p38 was stored at -70°C.

#### EXAMPLE 5

#### p38 Inhibition Assays

##### A. Inhibition of Phosphorylation of EGF Receptor Peptide

This assay was carried out in the presence of 10 mM MgCl<sub>2</sub>, 25 mM β-glycerophosphate, 10% glycerol and 100 mM HEPES buffer at pH 7.6. For a typical IC<sub>50</sub> determination, a stock solution was prepared containing all of the above components and activated p38 (5 nM). The stock solution was aliquotted into vials. A fixed volume of DMSO or inhibitor in DMSO (final concentration of DMSO in reaction was 5%) was introduced to each vial, mixed and incubated for 15 minutes at room temperature. EGF receptor peptide, KRELVEPLTPSGEAPNQALLR, a phosphoryl acceptor in p38-catalyzed kinase reaction (1), was added to each vial to a final concentration of 200 μM. The kinase reaction was initiated with ATP (100 μM) and the vials were incubated at 30°C. After 30 minutes, the

-66-

reactions were quenched with equal volume of 10% trifluoroacetic acid (TFA).

The phosphorylated peptide was quantified by HPLC analysis. Separation of phosphorylated peptide from the unphosphorylated peptide was achieved on a reverse phase column (Deltapak, 5  $\mu$ m, C18 100D, Part no. 011795) with a binary gradient of water and acetonitrile, each containing 0.1% TFA. IC<sub>50</sub> (concentration of inhibitor yielding 50% inhibition) was determined by plotting the percent (%) activity remaining against inhibitor concentration.

#### B. Inhibition of ATPase Activity

This assay is carried out in the presence of 10 mM MgCl<sub>2</sub>, 25 mM  $\beta$ -glycerophosphate, 10% glycerol and 100 mM HEPES buffer at pH 7.6. For a typical Ki determination, the Km for ATP in the ATPase activity of activated p38 reaction is determined in the absence of inhibitor and in the presence of two concentrations of inhibitor. A stock solution is prepared containing all of the above components and activated p38 (60 nM). The stock solution is aliquotted into vials. A fixed volume of DMSO or inhibitor in DMSO (final concentration of DMSO in reaction was 2.5%) is introduced to each vial, mixed and incubated for 15 minutes at room temperature. The reaction is initiated by adding various concentrations of ATP and then incubated at 30°C. After 30 minutes, the reactions are quenched with 50  $\mu$ l of EDTA (0.1 M, final concentration), pH 8.0. The product of p38 ATPase activity, ADP, is quantified by HPLC analysis.

Separation of ADP from ATP is achieved on a reversed phase column (Supelcosil, LC-18, 3  $\mu$ m, part no.

-67-

5-8985) using a binary solvent gradient of following composition: Solvent A - 0.1 M phosphate buffer containing 8 mM tetrabutylammonium hydrogen sulfate (Sigma Chemical Co., catalogue no. T-7158), Solvent B -  
5 Solvent A with 30% methanol.

Ki is determined from the rate data as a function of inhibitor and ATP concentrations.

p38 inhibitors of this invention will inhibit the ATPase activity of p38.

10

C. Inhibition of IL-1, TNF, IL-6 and IL-8  
Production in LPS-Stimulated PBMCs

Inhibitors were serially diluted in DMSO from a 20 mM stock. At least 6 serial dilutions were prepared.  
15 Then 4x inhibitor stocks were prepared by adding 4  $\mu$ l of an inhibitor dilution to 1 ml of RPMI1640 medium/10% fetal bovine serum. The 4x inhibitor stocks contained inhibitor at concentrations of 80  $\mu$ M, 32  $\mu$ M, 12.8  $\mu$ M, 5.12  $\mu$ M, 2.048  $\mu$ M, 0.819  $\mu$ M, 0.328  $\mu$ M, 0.131  $\mu$ M, 0.052  
20  $\mu$ M, 0.021  $\mu$ M etc. The 4x inhibitor stocks were pre-warmed at 37°C until use.

Fresh human blood buffy cells were separated from other cells in a Vacutainer CPT from Becton & Dickinson (containing 4 ml blood and enough DPBS without  
25  $Mg^{2+}/Ca^{2+}$  to fill the tube) by centrifugation at 1500 x g for 15 min. Peripheral blood mononuclear cells (PBMCs), located on top of the gradient in the Vacutainer, were removed and washed twice with RPMI1640 medium/10% fetal bovine serum. PBMCs were collected by centrifugation at  
30 500 x g for 10 min. The total cell number was determined using a Neubauer Cell Chamber and the cells were adjusted to a concentration of  $4.8 \times 10^6$  cells/ml in cell culture

-68-

medium (RPMI1640 supplemented with 10% fetal bovine serum).

Alternatively, whole blood containing an anti-coagulant was used directly in the assay.

5           100 µl of cell suspension or whole blood were placed in each well of a 96-well cell culture plate. Then 50 µl of the 4x inhibitor stock was added to the cells. Finally, 50 µl of a lipopolysaccharide (LPS) working stock solution (16 ng/ml in cell culture medium) 10 was added to give a final concentration of 4 ng/ml LPS in the assay. The total assay volume of the vehicle control was also adjusted to 200 µl by adding 50 µl cell culture medium. The PBMC cells or whole blood were then incubated overnight (for 12-15 hours) at 37° C/5% CO<sub>2</sub> in a 15 humidified atmosphere.

The next day the cells were mixed on a shaker for 3-5 minutes before centrifugation at 500 x g for 5 minutes. Cell culture supernatants were harvested and analyzed by ELISA for levels of IL-1b (R & D Systems, 20 Quantikine kits, #DBL50), TNF-α (BioSource, #KHC3012), IL-6 (Endogen, #EH2-IL6) and IL-8 (Endogen, #EH2-IL8) according to the instructions of the manufacturer. The ELISA data were used to generate dose-response curves from which IC<sub>50</sub> values were derived.

25           Results for the kinase assay ("kinase"; subsection A, above), IL-1 and TNF in LPS-stimulated PBMCs ("cell") and IL-1, TNF and IL-6 in whole blood ("WB") for various p38 inhibitors of this invention are shown in Table 7 below:

Table 7.

Compound	M.W.	Kinase IC50 (uM)	Cell IL-1 IC50 (uM)	Cell TNF IC50 (uM)	WB IL-1 IC50 (uM)	WB TNF IC50 (uM)	WB IL-6 IC50 (uM)
17	402.28	0.056	0.021	0.14	0.42	0.064	0.25
18	436.32	0.002	0.02	0.05	0.118	0.055	0.18
19	387.36	0.027	0.027	0.01	0.057	0.09	0.075

Other p38 inhibitors of this invention will also inhibit phosphorylation of EGF receptor peptide, and will inhibit the production of IL-1, TNF and IL-6, as well as IL-8, in LPS-stimulated PBMCs or in whole blood.

D. Inhibition of IL-6 and IL-8  
Production in IL-1-Stimulated PBMCs

This assay is carried out on PBMCs exactly the same as above except that 50  $\mu$ l of an IL-1b working stock solution (2 ng/ml in cell culture medium) is added to the assay instead of the (LPS) working stock solution.

Cell culture supernatants are harvested as described above and analyzed by ELISA for levels of IL-6 (Endogen, #EH2-IL6) and IL-8 (Endogen, #EH2-IL8) according to the instructions of the manufacturer. The ELISA data are used to generate dose-response curves from which IC50 values were derived.

-70-

E. Inhibition of LPS-Induced  
Prostaglandin Endoperoxide Synthase-2  
(PGHS-2, or COX-2) Induction in PBMCs

Human peripheral mononuclear cells (PBMCs) are  
5 isolated from fresh human blood buffy coats by  
centrifugation in a Vacutainer CPT (Becton & Dickinson).  
15 x 10<sup>6</sup> cells are seeded in a 6-well tissue culture dish  
containing RPMI 1640 supplemented with 10% fetal bovine  
serum, 50U/ml penicillin, 50 µg/ml streptomycin, and 2 mM  
10 L-glutamine. Compounds are added at 0.2, 2.0 and 20 µM  
final concentrations in DMSO. LPS is then added at a  
final concentration of 4 ng/ml to induce enzyme  
expression. The final culture volume is 10 ml/well.

After overnight incubation at 37°C, 5% CO<sub>2</sub>, the  
15 cells are harvested by scraping and subsequent  
centrifugation, the supernatant is removed, and the cells  
are washed twice in ice-cold DPBS (Dulbecco's phosphate  
buffered saline, BioWhittaker). The cells are lysed on  
ice for 10 min in 50 µl cold lysis buffer (20 mM Tris-  
20 HCl, pH 7.2, 150 mM NaCl, 1% Triton-X-100, 1% deoxycholic  
acid, 0.1% SDS, 1 mM EDTA, 2% aprotinin (Sigma), 10 µg/ml  
pepstatin, 10 µg/ml leupeptin, 2 mM PMSF, 1 mM  
benzamidine, 1 mM DTT) containing 1 µl Benzonase (DNAse  
from Merck). The protein concentration of each sample is  
25 determined using the BCA assay (Pierce) and bovine serum  
albumin as a standard. Then the protein concentration of  
each sample is adjusted to 1 mg/ml with cold lysis  
buffer. To 100 µl lysate an equal volume of 2xSDS PAGE  
loading buffer is added and the sample is boiled for 5  
30 min. Proteins (30 µg/lane) are size-fractionated on 4-  
20% SDS PAGE gradient gels (Novex) and subsequently  
transferred onto nitrocellulose membrane by



-71-

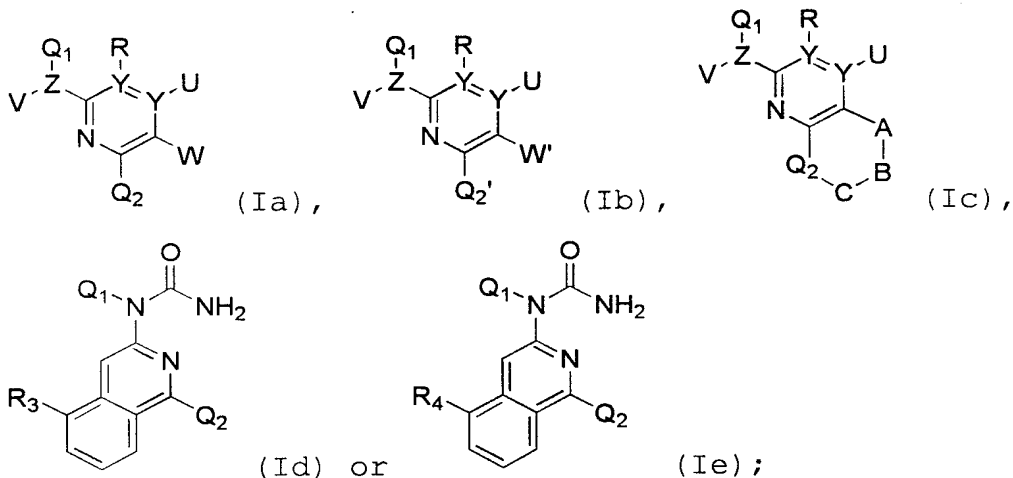
electrophoretic means for 2 hours at 100 mA in Towbin transfer buffer (25 mM Tris, 192 mM glycine) containing 20% methanol. After transfer, the membrane is pretreated for 1 hour at room temperature with blocking buffer (5% non-fat dry milk in DPBS supplemented with 0.1% Tween-20) and washed 3 times in DPBS/0.1% Tween-20. The membrane is incubated overnight at 4°C with a 1: 250 dilution of monoclonal anti-COX-2 antibody (Transduction Laboratories) in blocking buffer. After 3 washes in DPBS/0.1% Tween-20, the membrane is incubated with a 1:1000 dilution of horseradish peroxidase-conjugated sheep antiserum to mouse Ig (Amersham) in blocking buffer for 1 h at room temperature. Then the membrane is washed again 3 times in DPBS/0.1% Tween-20. An ECL detection system (SuperSignal™ CL-HRP Substrate System, Pierce) is used to determine the levels of expression of COX-2.

While we have hereinbefore presented a number of embodiments of this invention, it is apparent that our basic construction can be altered to provide other embodiments which utilize the methods of this invention.

CLAIMS

We claim:

1. A compound of the formula:



wherein each of  $Q_1$  and  $Q_2$  are independently selected from a phenyl or 5-6 membered aromatic heterocyclic ring system, or a 8-10 membered bicyclic ring system comprising aromatic carbocyclic rings, aromatic heterocyclic rings or a combination of an aromatic carbocyclic ring and an aromatic heterocyclic ring;

the rings that make up  $Q_1$  are substituted with 1 to 4 substituents, each of which is independently selected from halo;  $C_1$ - $C_3$  alkyl optionally substituted with  $NR'_2$ ,  $OR'$ ,  $CO_2R'$  or  $CONR'_2$ ;  $O$ -( $C_1$ - $C_3$ )-alkyl optionally substituted with  $NR'_2$ ,  $OR'$ ,  $CO_2R'$  or  $CONR'_2$ ;  $NR'_2$ ;  $OCF_3$ ;  $CF_3$ ;  $NO_2$ ;  $CO_2R'$ ;  $CONR'$ ;  $SR'$ ;  $S(O_2)N(R')_2$ ;  $SCE_3$ ;  $CN$ ;  $N(R')C(O)R^4$ ;  $N(R')C(O)OR^4$ ;  $N(R')C(O)C(O)R^4$ ;  $N(R')S(O_2)R^4$ ;  $N(R')R^4$ ;  $N(R^4)_2$ ;  $OR^4$ ;  $OC(O)R^4$ ;  $OP(O)_3H_2$ ; or  $N=C-N(R')_2$ ;

-73-

the rings that make up  $Q_2$  are optionally substituted with up to 4 substituents, each of which is independently selected from halo;  $C_1$ - $C_3$  straight or branched alkyl optionally substituted with  $NR'_2$ ,  $OR'$ ,  $CO_2R'$ ,  $S(O_2)N(R')_2$ ,  $N=C-N(R')_2$ ,  $R^3$ , or  $CONR'_2$ ;  $O-(C_1-C_3)$ -alkyl;  $O-(C_1-C_3)$ -alkyl optionally substituted with  $NR'_2$ ,  $OR'$ ,  $CO_2R'$ ,  $S(O_2)N(R')_2$ ,  $N=C-N(R')_2$ ,  $R^3$ , or  $CONR'_2$ ;  $NR'_2$ ;  $OCF_3$ ;  $CF_3$ ;  $NO_2$ ;  $CO_2R'$ ;  $CONR'$ ;  $R^3$ ;  $OR^3$ ;  $NR^3$ ;  $SR^3$ ;  $C(O)R^3$ ;  $C(O)N(R')R^3$ ;  $C(O)OR^3$ ;  $SR'$ ;  $S(O_2)N(R')_2$ ;  $SCF_3$ ;  $N=C-N(R')_2$ ; or  $CN$ ;

$Q_2'$  is selected from phenyl or a 5-6 member aromatic heterocyclic ring optionally substituted with 1-3 substituents, each of which is independently selected from halogen;  $C_1$ - $C_3$  alkyl optionally substituted with  $NR'_2$ ,  $OR'$ ,  $CO_2R'$ ,  $CONR'_2$ , or  $O-P(O_3)H_2$ ;  $O-(C_2-C_3)$ -alkyl optionally substituted with  $NR'_2$ ,  $OR'$ ,  $CO_2R'$ ,  $CONR'_2$ , or  $OP(O_3)H_2$ ;  $OCF_3$ ;  $CF_3$ ;  $OR^4$ ;  $O-CO_2R^4$ ;  $O-P(O_3)H_2$ ;  $CO_2R'$ ;  $CONR'$ ;  $SR'$ ;  $S(O_2)N(R')_2$ ;  $SCF_3$ ;  $CN$ ;  $N(R')C(O)R^4$ ;  $N(R')C(O)OR^4$ ;  $N(R')C(O)C(O)R^4$ ;  $N(R')S(O_2)R^4$ ;  $N(R')R^4$ ;  $N(R^4)_2$ ;  $OR^4$ ;  $OC(O)R^4$ ;  $OP(O)_3H_2$ ; or  $N=C-N(R')_2$ ; provided that  $Q_2'$  is not phenyl optionally substituted 1 to 3 substituents independently selected from halo, methoxy, cyano, nitro, amino, hydroxy, methyl or ethyl;

$R'$  is selected from hydrogen;  $(C_1-C_3)$ -alkyl;  $(C_2-C_3)$ -alkenyl or alkynyl; phenyl or phenyl substituted with 1 to 3 substituents independently selected from halo, methoxy, cyano, nitro, amino, hydroxy, methyl or ethyl; or a 5-6 membered heterocyclic ring system optionally substituted with 1 to 3 substituents

-74-

independently selected from halo, methoxy, cyano, nitro, amino, hydroxy, methyl or ethyl;

$R^3$  is selected from 5-8 membered aromatic or non-aromatic carbocyclic or heterocyclic ring systems each optionally substituted with  $R'$ ,  $R^4$ ,  $-C(O)R'$ ,  $-C(O)R^4$ ,  $-C(O)OR^4$  or  $-J$ ; or an 8-10 membered bicyclic ring system comprising aromatic carbocyclic rings, aromatic heterocyclic rings or a combination of an aromatic carbocyclic ring and an aromatic heterocyclic ring each optionally substituted with  $R'$ ,  $R^4$ ,  $-C(O)R'$ ,  $-C(O)R^4$ ,  $-C(O)OR^4$  or  $-J$ ;

$R^4$  is  $(C_1-C_4)$ -straight or branched alkyl optionally substituted with  $N(R')_2$ ,  $OR'$ ,  $CO_2R'$ ,  $CON(R')_2$ , or  $SO_2N(R^2)_2$ ; or a 5-6 membered carbocyclic or heterocyclic ring system optionally substituted with  $N(R')_2$ ,  $OR'$ ,  $CO_2R'$ ,  $CON(R')_2$ , or  $SO_2N(R^2)_2$ ;

$R^5$  is selected from hydrogen;  $(C_1-C_3)$ -alkyl optionally substituted with  $R^3$ ;  $(C_2-C_3)$ -alkenyl or alkynyl each optionally substituted with  $R^3$ ; phenyl or phenyl substituted with 1 to 3 substituents independently selected from halo, methoxy, cyano, nitro, amino, hydroxy, methyl or ethyl; or a 5-6 membered heterocyclic ring system optionally substituted with 1 to 3 substituents independently selected from halo, methoxy, cyano, nitro, amino, hydroxy, methyl or ethyl;

$W$  is selected from  $N(R^2)SO_2-N(R^2)_2$ ;  $N(R^2)SO_2-N(R^2)(R^3)$ ;  $N(R^2)C(O)-OR^2$ ;  $N(R^2)C(O)-N(R^2)_2$ ;  $N(R^2)C(O)-N(R^2)(R^3)$ ;  $N(R^2)C(O)-R^2$ ;  $N(R^2)_2$ ;  $C(O)-R^2$ ;  $CH(OH)-R^2$ ;  $C(O)-N(R^2)_2$ ;  $C(O)-OR^2$ ;  $J$ ; or  $(C_1-C_4)$  straight or branched alkyl optionally substituted with  $N(R')_2$ ,  $OR'$ ,  $CO_2R'$ ,  $CON(R')_2$ ,  $R^3$ ,  $SO_2N(R^2)_2$ ,  $OC(O)R^2$ ,  $OC(O)R'$ ,  $OC(O)N(R^2)_2$ ,  $-N(R^4)(R^5)$ , -

-75-

$C(O)N(R^5)(R^2)$ ,  $-C(O)R^5$ ,  $-N(R^2)C(O)N(R^2)(R^5)$ ,  $-NC(O)OR^5$ ,  $-OC(O)N(R^2)(R^5)$ , or  $-J$ ; a 5-6 membered carbocyclic or heterocyclic ring system optionally substituted with  $N(R')_2$ ,  $OR'$ ,  $CO_2R'$ ,  $CON(R')_2$ , or  $SO_2N(R^2)_2$ ; or a 8-10 membered carbocyclic or heterocyclic ring system optionally substituted with  $N(R')_2$ ,  $OR'$ ,  $CO_2R'$ ,  $CON(R')_2$ , or  $SO_2N(R^2)_2$ ; provided that  $W$  is not an  $R^3$  substituted  $C_1$  alkyl;

$W'$  is selected from  $N(R^2)-SO_2-Q_2$ ;  $N(R^2)-CO_2-Q_2$ ;  $N(R^2)-C(O)-Q_2$ ;  $N(R^2)(Q_2)$ ;  $C(O)-Q_2$ ;  $CO_2-Q_2$ ;  $C(O)N(R^2)(Q_2)$ ;  $C(R^2)_2Q_2$ ;

each  $R$  is independently selected from hydrogen,  $-R^2$ ,  $-N(R^2)_2$ ,  $-OR^2$ ,  $SR^2$ ,  $-C(O)-N(R^2)_2$ ,  $-S(O_2)-N(R^2)_2$ ,  $-C(O)-OR^2$  or  $-C(O)R^2$  wherein two adjacent  $R$  are optionally bound to one another and, together with each  $Y$  to which they are respectively bound, form a 4-8 membered carbocyclic or heterocyclic ring;

$R^2$  is selected from hydrogen,  $(C_1-C_3)$ -alkyl, or  $(C_1-C_3)$ -alkenyl; each optionally substituted with  $-N(R')_2$ ,  $-OR'$ ,  $SR'$ ,  $-C(O)-N(R')_2$ ,  $-S(O_2)-N(R')_2$ ,  $-C(O)-OR'$ ,  $-NSO_2R^4$ ,  $-NSO_2R^3$ ,  $-C(O)N(R')(R^3)$ ,  $-NC(O)R^4$ ,  $-N(R')(R^3)$ ,  $-N(R')(R^4)$ ,  $-C(O)R^3$ ,  $-C(O)N(R')(R^4)$ ,  $-N(R^4)_2$ ,  $-C(O)N=C(NH)_2$  or  $R^3$ ;

$Y$  is  $N$  or  $C$ ;

$Z$  is  $CH$ ,  $N$ ,  $C(OCH_3)$ ,  $C(CH_3)$ ,  $C(NH_2)$ ,  $C(OH)$  or  $C(F)$ ;

$U$  is selected from  $R$  or  $W$ ;

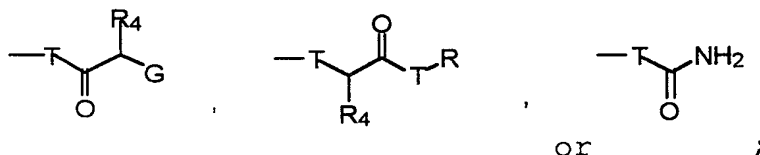
$V$  is selected from  $-C(O)NH_2$ ,  $-P(O)(NH_2)_2$ , or  $-SO_2NH_2$ ;

-76-

A, B, and C are independently selected from -O-, -CHR'-, -CHR<sup>4</sup>-, -NR'-, -NR<sup>4</sup>- or -S-;

J is a (C<sub>1</sub>-C<sub>4</sub>) straight chain or branched alkyl derivative substituted with 1-3 substituents selected from D, -T-C(O)R', or -OPO<sub>3</sub>H<sub>2</sub>;

D is selected from the group



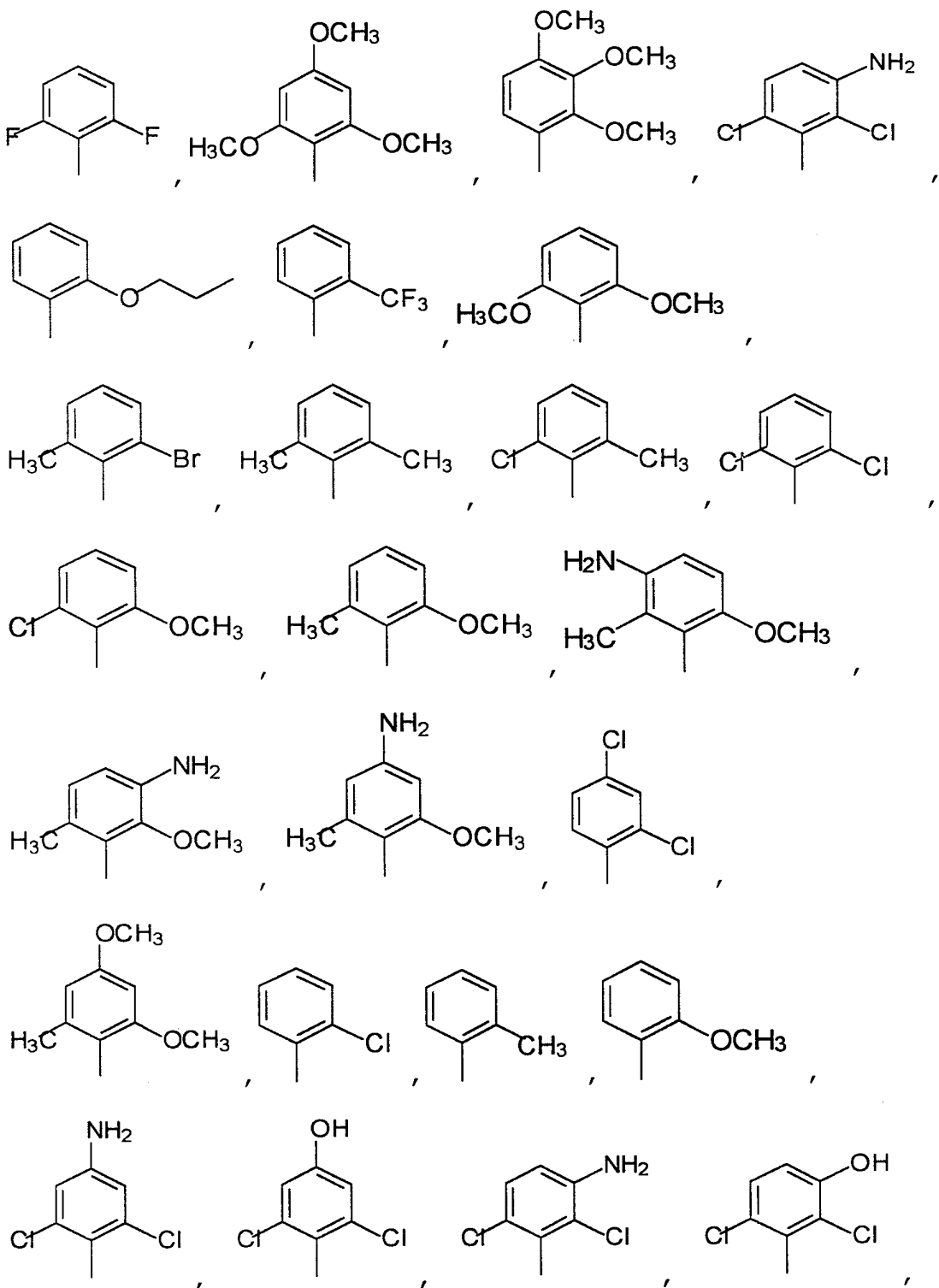
T is either O or NH; and

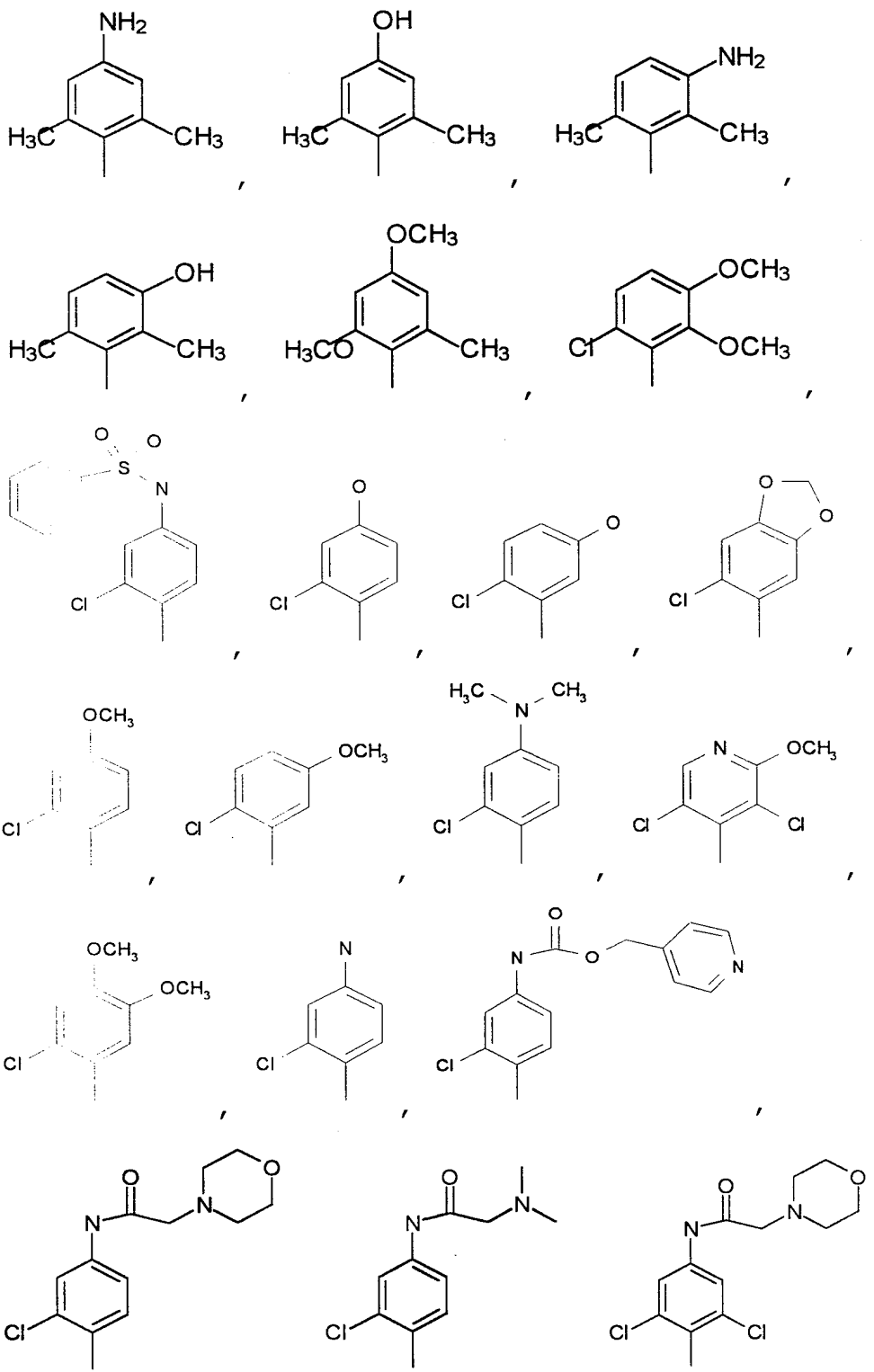
G is either NH<sub>2</sub> or OH.

2. The compound according to claim 1, wherein Q<sub>1</sub> is selected from phenyl or pyridyl containing 1 to 3 substituents independently selected from chloro, fluoro, bromo, -CH<sub>3</sub>, -OCH<sub>3</sub>, -OH, -CF<sub>3</sub>, -OCF<sub>3</sub>, -O(CH<sub>2</sub>)<sub>2</sub>CH<sub>3</sub>, NH<sub>2</sub>, 3,4-methylenedioxy, -N(CH<sub>3</sub>)<sub>2</sub>, -NH-S(O)<sub>2</sub>-phenyl, -NH-C(O)O-CH<sub>2</sub>-4-pyridine, -NH-C(O)CH<sub>2</sub>-morpholine, -NH-C(O)CH<sub>2</sub>-N(CH<sub>3</sub>)<sub>2</sub>, -NH-C(O)CH<sub>2</sub>-piperazine, -NH-C(O)CH<sub>2</sub>-pyrrolidine, -NH-C(O)C(O)-morpholine, -NH-C(O)C(O)-piperazine, -NH-C(O)C(O)-pyrrolidine, -O-C(O)CH<sub>2</sub>-N(CH<sub>3</sub>)<sub>2</sub>, or -O-(CH<sub>2</sub>)<sub>2</sub>-N(CH<sub>3</sub>)<sub>2</sub> and wherein at least one of said substituents is in the ortho position.

3. The compound according to claim 2, wherein Q<sub>1</sub> contains at least two substituents, both of which are in the ortho position.

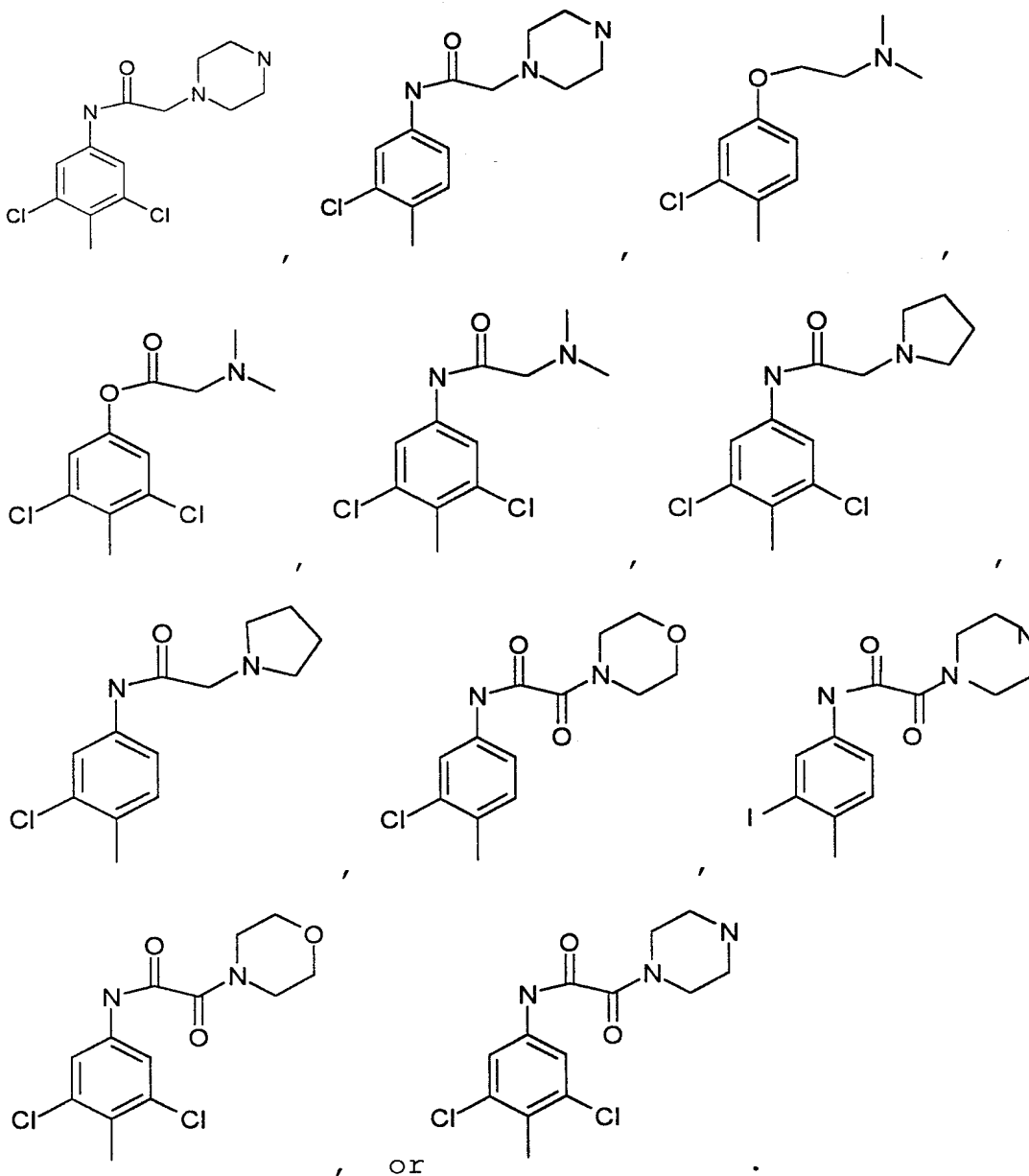
4. The compound according to claim 2, wherein Q<sub>1</sub> is selected from:







-79-

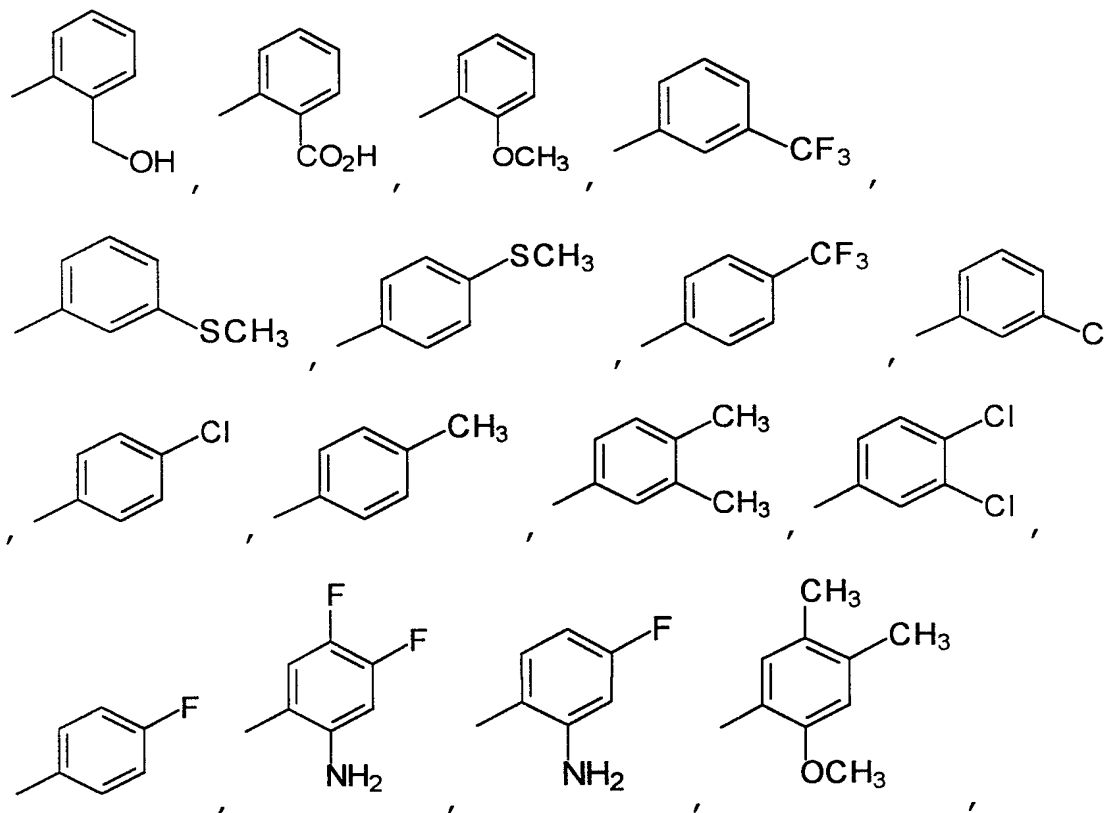


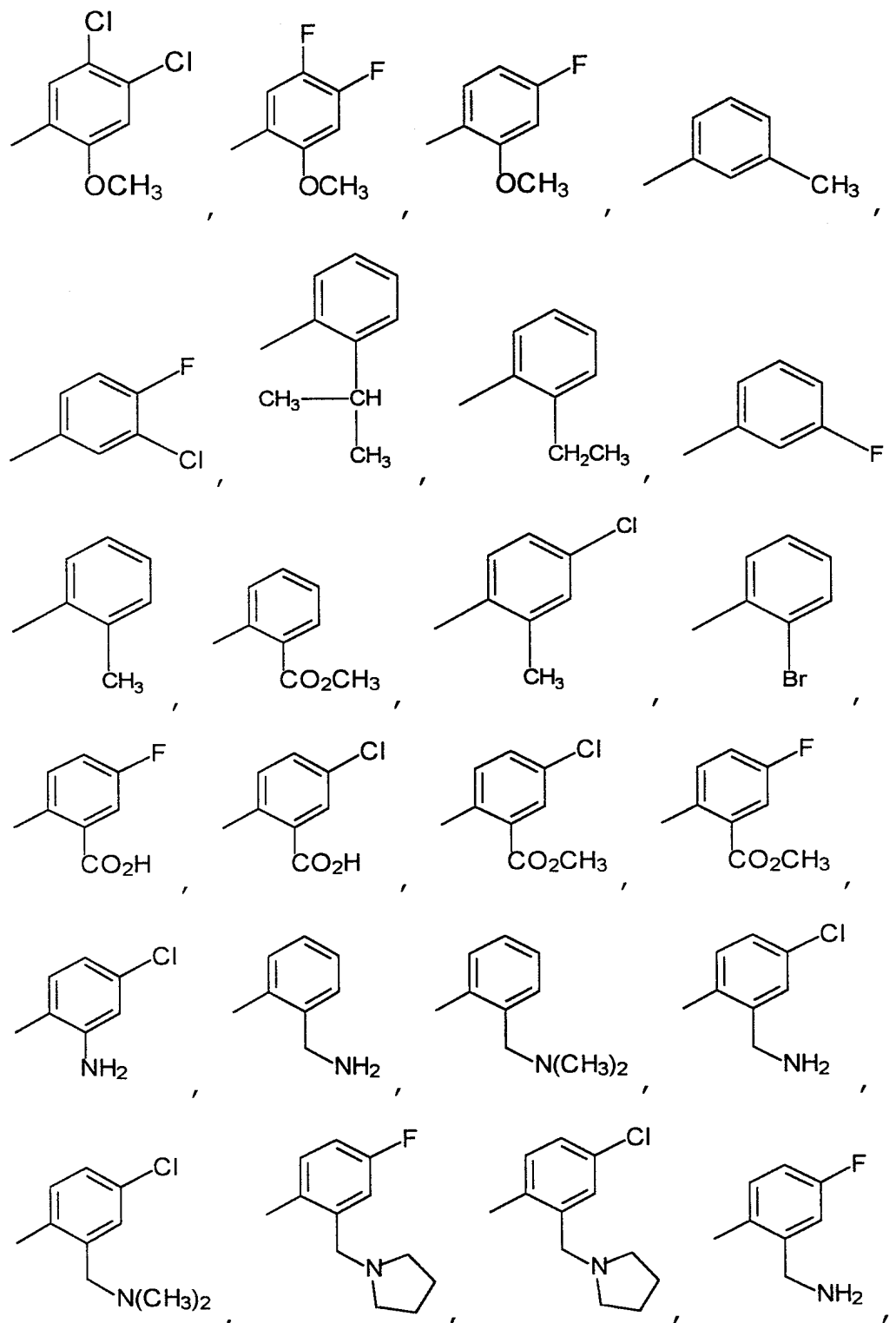
5. The compound according to claim 4, wherein  $Q_1$  is selected from 2-fluoro-6-trifluoromethylphenyl, 2,6-difluorophenyl, 2,6-dichlorophenyl, 2-chloro-4-hydroxyphenyl, 2-chloro-4-aminophenyl, 2,6-dichloro-4-aminophenyl, 2,6-dichloro-3-aminophenyl, 2,6-dimethyl-4-hydroxyphenyl, 2-methoxy-3,5-dichloro-4-pyridyl, 2-

chloro-4,5 methylenedioxy phenyl, or 2-chloro-4-(N-2-morpholino-acetamido)phenyl.

6. The compound according to claim 1, wherein  $Q_2$  is selected from phenyl, pyridyl or naphthyl and wherein  $Q_2$  optionally contains up to 3 substituents, each of which is independently selected from chloro, fluoro, bromo, methyl, ethyl, isopropyl,  $-OCH_3$ ,  $-OH$ ,  $-NH_2$ ,  $-CF_3$ ,  $-OCF_3$ ,  $-SCH_3$ ,  $-OCH_3$ ,  $-C(O)OH$ ,  $-C(O)OCH_3$ ,  $-CH_2NH_2$ ,  $-N(CH_3)_2$ ,  $-CH_2$ -pyrrolidine and  $-CH_2OH$ .

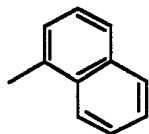
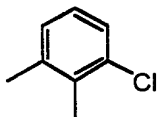
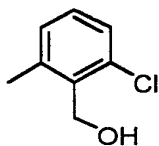
7. The compound according to claim 6, wherein  $Q_2$  is selected from:







-83-



, unsubstituted 2-pyridyl or unsubstituted phenyl.

8. The compound according to claim 7, wherein  $Q_2$  is selected from phenyl, 2-isopropylphenyl, 3,4-dimethylphenyl, 2-ethylphenyl, 3-fluorophenyl, 2-methylphenyl, 3-chloro-4-fluorophenyl, 3-chlorophenyl, 2-carbomethoxyphenyl, 2-carboxyphenyl, 2-methyl-4-chlorophenyl, 2-bromophenyl, 2-pyridyl, 2-methylenehydroxyphenyl, 4-fluorophenyl, 2-methyl-4-fluorophenyl, 2-chloro-4-fluorophenyl, 2,4-difluorophenyl, 2-hydroxy-4-fluorophenyl or 2-methylenehydroxy-4-fluorophenyl, 1-naphthyl, 3-chloro-2-methylenehydroxy, 3-chloro-2-methyl, or 4-fluoro-2-methyl.

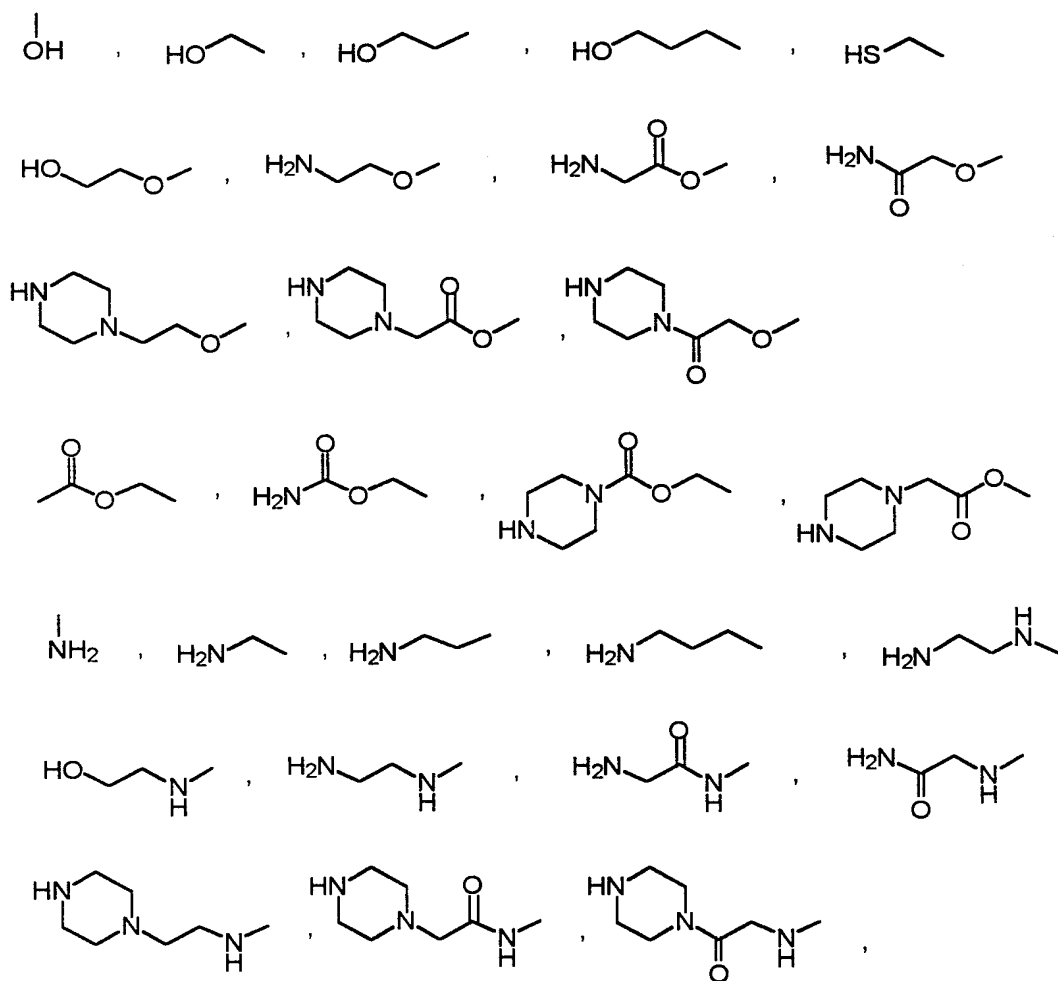
9. The compound according to claim 1, wherein each Y is C.

10. The compound according to claim 9, wherein each R and U attached to Y is independently selected from hydrogen or methyl.

11. The compound according to claim 1, wherein U, W or both U and W are a 0-4 atom chain terminating in an alcohol, amine, carboxylic acid, ester, amide or heterocycle.

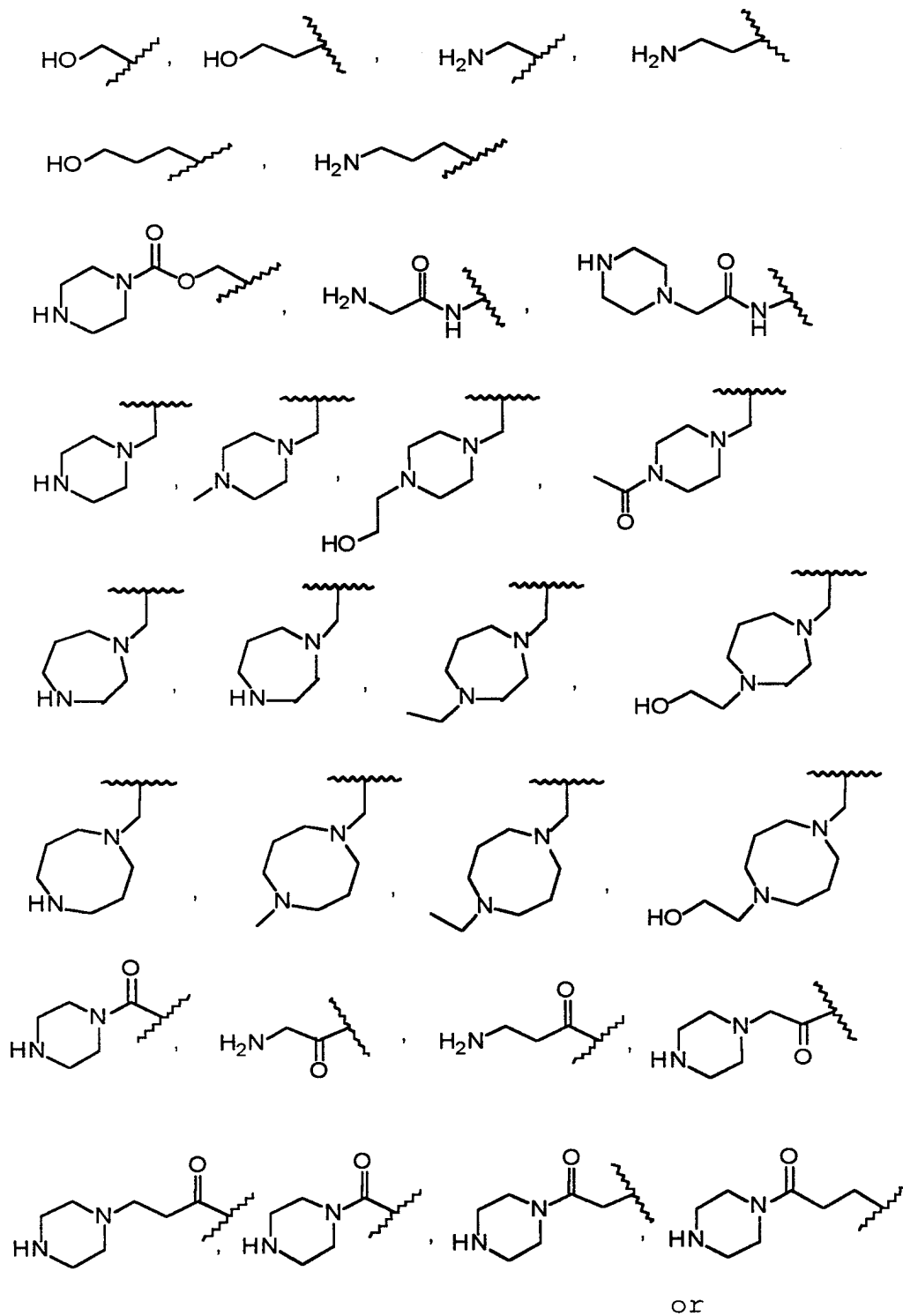
12. The compound according to claim 11, wherein U, W or both U and W are selected from:

-84-





13. The compound according to claim 12, wherein U, W, or both U and W are selected from:

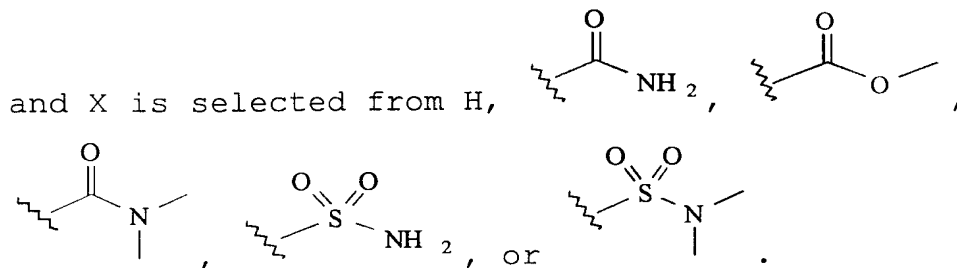
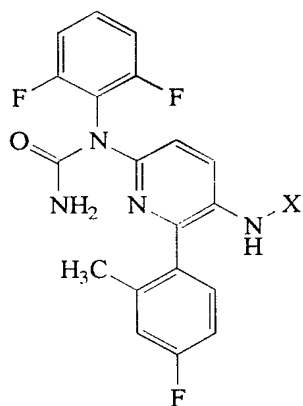




-87-

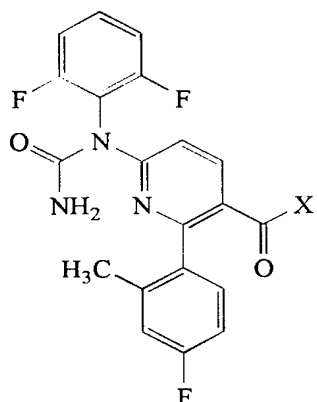
14. The compound according to claim 1, wherein the compound is selected from any one of the compounds depicted in Tables 1 to 6.

15. The compound according to claim 1, wherein the compound is



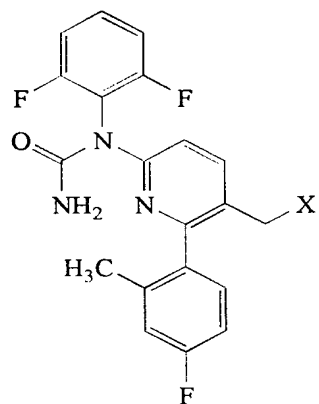
16. The compound according to claim 1, wherein the compound is

-88-



and X is selected from  $\text{NH}_2$  or  $\text{N}(\text{CH}_3)_2$ ;

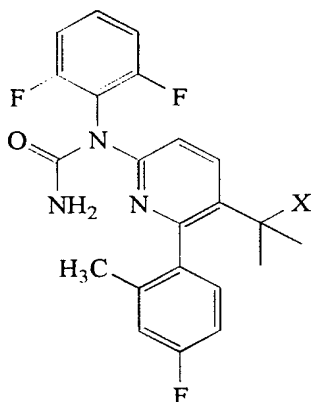
17. The compound according to claim 1, wherein the compound is



and X is selected from  $\text{OH}$ ,  $\text{NH}_2$ , or  $\text{N}(\text{CH}_3)_2$ .

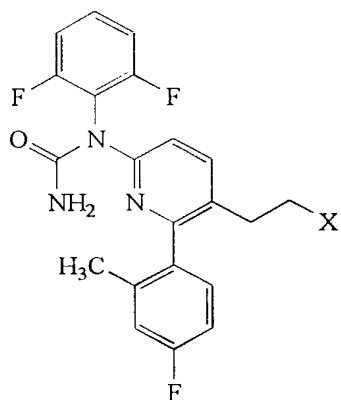
18. The compound according to claim 1, wherein the compound is

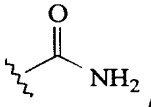
-89-

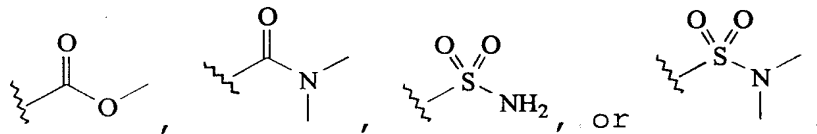


and X is selected from OH, NH<sub>2</sub>, or N(CH<sub>3</sub>)<sub>2</sub>.

19. The compound according to claim 1, wherein the compound is

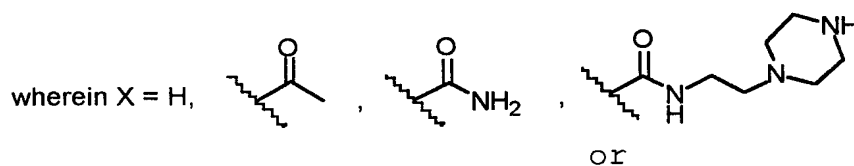
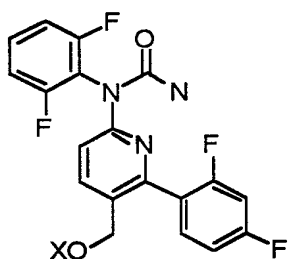


and X is selected from OH, NH<sub>2</sub>, N(CH<sub>3</sub>)<sub>2</sub>, ,

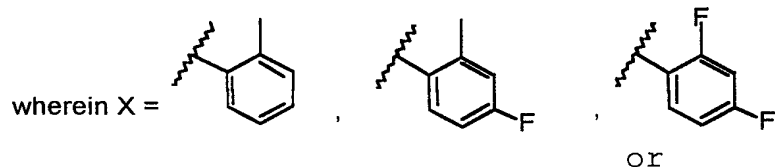
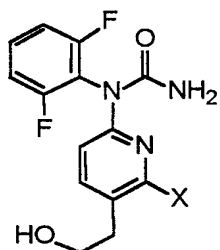


20. The compound according to claim 1, wherein the compound is

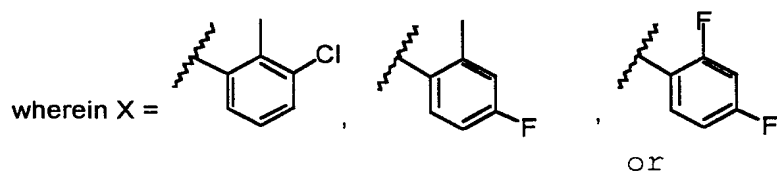
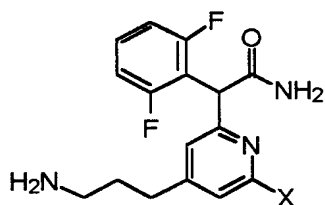
-90-



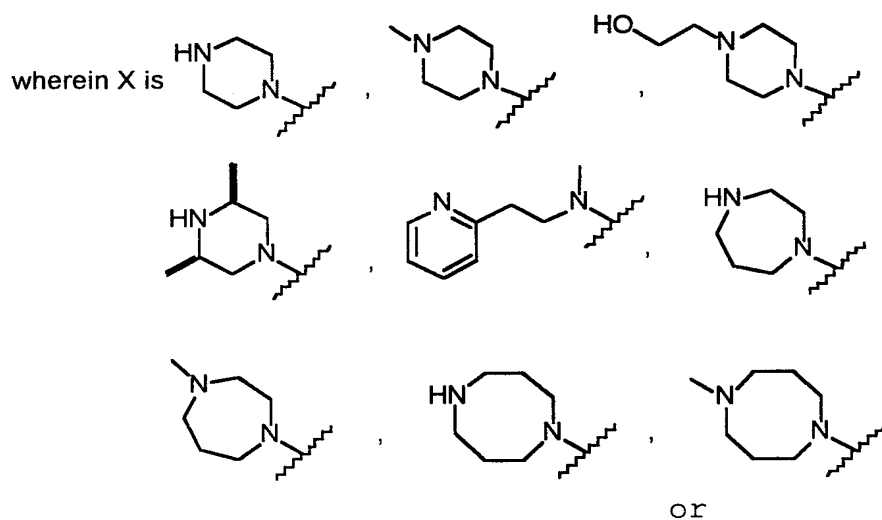
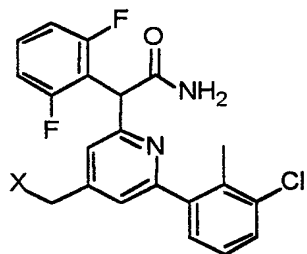
21. The compound according to claim 1, wherein the compound is



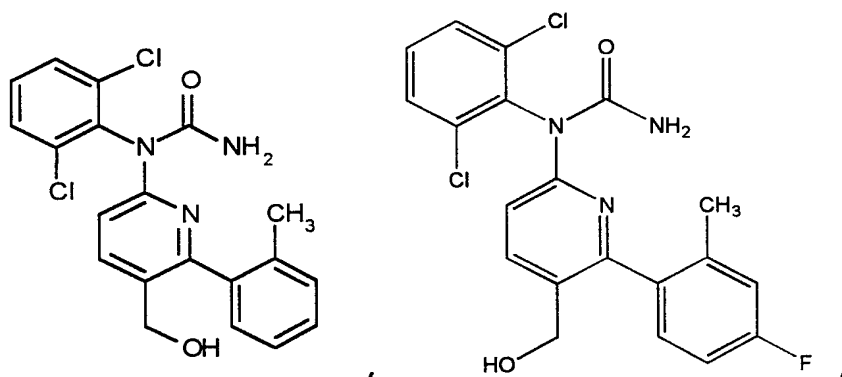
22. The compound according to claim 1, wherein the compound is



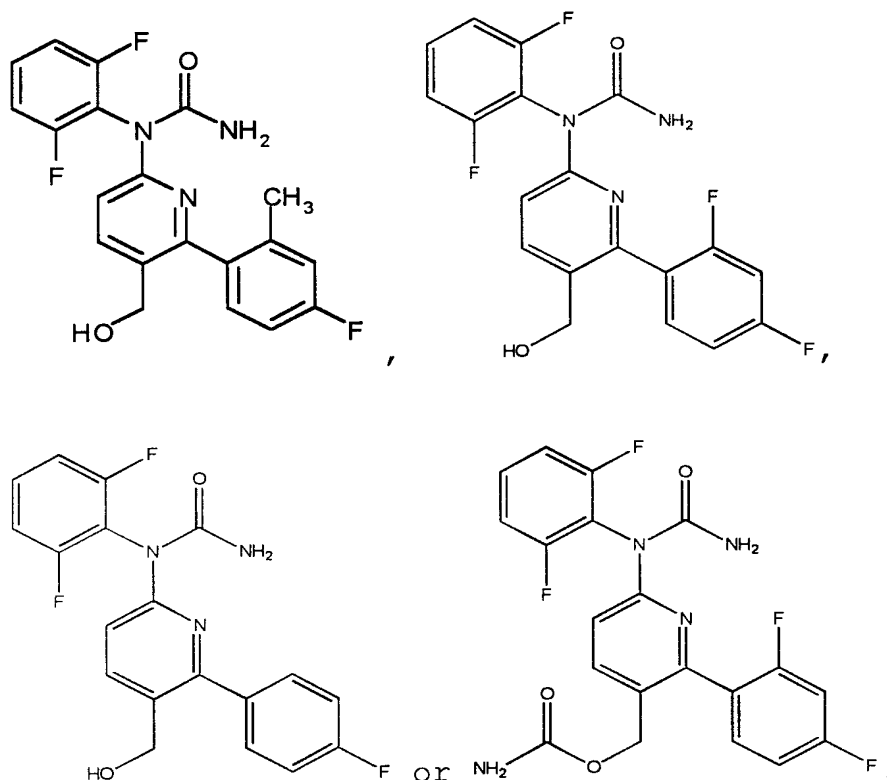
23. The compound according to claim 1, wherein the compound is



24. The compound according to claim 1, wherein said compound is selected from any one of



-92-



25. A pharmaceutical composition comprising an amount of a compound according to any one of claims 1 to 24 effective to inhibit p38, and a pharmaceutically acceptable carrier.

26. A method of treating or preventing inflammatory diseases, autoimmune diseases, destructive bone disorders, proliferative disorders, infectious diseases, neurodegenerative diseases, allergies, reperfusion/ischemia in stroke, heart attacks, angiogenic disorders, organ hypoxia, vascular hyperplasia, cardiac hypertrophy, thrombin-induced platelet aggregation or conditions associated with prostaglandin endoperoxidase synthase-2 in a patient, said method comprising administering to said patient a composition according to claim 25.

-93-

27. The method according to claim 26, wherein said method is used to treat or prevent an inflammatory disease selected from acute pancreatitis, chronic pancreatitis, asthma, allergies, or adult respiratory distress syndrome.

28. The method according to claim 26, wherein said method is used to treat or prevent an autoimmune disease selected from glomerulonephritis, rheumatoid arthritis, systemic lupus erythematosus, scleroderma, chronic thyroiditis, Graves' disease, autoimmune gastritis, diabetes, autoimmune hemolytic anemia, autoimmune neutropenia, thrombocytopenia, atopic dermatitis, chronic active hepatitis, myasthenia gravis, multiple sclerosis, inflammatory bowel disease, ulcerative colitis, Crohn's disease, psoriasis, or graft vs. host disease.

29. The method according to claim 26, wherein said method is used to treat or prevent a destructive bone disorders selected from osteoarthritis, osteoporosis or multiple myeloma-related bone disorder.

30. The method according to claim 26, wherein said method is used to treat or prevent a proliferative disease selected from acute myelogenous leukemia, chronic myelogenous leukemia, metastatic melanoma, Kaposi's sarcoma, or multiple myeloma.

31. The method according to claim 26, wherein said method is used to treat or prevent an infectious

-94-

disease selected from sepsis, septic shock, or Shigellosis.

32. The method according to claim 26, wherein said method is used to treat or prevent a viral disease selected from acute hepatitis infection, HIV infection or CMV retinitis.

33. The method according to claim 26, wherein said method is used to treat or prevent a neurodegenerative disease selected from Alzheimer's disease, Parkinson's disease, cerebral ischemia or neurodegenerative disease caused by traumatic injury.

34. The method according to claim 26, wherein said method is used to treat or prevent ischemia/reperfusion in stroke or myocardial ischemia, renal ischemia, heart attacks, organ hypoxia or thrombin-induced platelet aggregation.

35. The method according to claim 26, wherein said method is used to treat or prevent a condition associated with prostaglandin endoperoxide synthase-2 selected from edema, fever, analgesia or pain.

36. The method according to claim 35, wherein said pain is selected from neuromuscular pain, headache, cancer pain, dental pain or arthritis pain.

37. The method according to claim 26, wherein said method is used to treat or prevent an angiogenic



-95-

disorder selected from solid tumors, ocular neovascularization, or infantile haemangiomas.

**INTERNATIONAL SEARCH REPORT**

International Application No

PCT/US 99/10291

**A. CLASSIFICATION OF SUBJECT MATTER**

IPC 6 C07D213/56 A61K31/44 C07D213/75 C07D213/74 C07D401/06  
C07D213/73

According to International Patent Classification (IPC) or to both national classification and IPC

**B. FIELDS SEARCHED**

Minimum documentation searched (classification system followed by classification symbols)

IPC 6 C07D A61K

Documentation searched other than minimum documentation to the extent that such documents are included in the fields searched

Electronic data base consulted during the international search (name of data base and, where practical, search terms used)

**C. DOCUMENTS CONSIDERED TO BE RELEVANT**

Category °	Citation of document, with indication, where appropriate, of the relevant passages	Relevant to claim No.
X	EP 0 337 944 A (CIBA GEIGY AG) 18 October 1989 (1989-10-18) see claim 1 and examples (e.g. p.53) ---	1-3,6,7
A	WO 97 33883 A (SMITHKLINE BEECHAM CORP ;GALLAGHER TIMOTHY F (US); THOMPSON SUSAN) 18 September 1997 (1997-09-18) claims 1,27 ---	1-37
A	EP 0 337 943 A (CIBA GEIGY AG) 18 October 1989 (1989-10-18) see claim 1 and examples ---	1-3,6,7
P,X	WO 98 27098 A (GALULLO VINCENT P ;SALITURO FRANCESCO GERALD (US); BEMIS GUY W (US) 25 June 1998 (1998-06-25) page 35; claim 3 -----	1-37

Further documents are listed in the continuation of box C.

Patent family members are listed in annex.

° Special categories of cited documents :

- "A" document defining the general state of the art which is not considered to be of particular relevance
- "E" earlier document but published on or after the international filing date
- "L" document which may throw doubts on priority claim(s) or which is cited to establish the publication date of another citation or other special reason (as specified)
- "O" document referring to an oral disclosure, use, exhibition or other means
- "P" document published prior to the international filing date but later than the priority date claimed

- "T" later document published after the international filing date or priority date and not in conflict with the application but cited to understand the principle or theory underlying the invention
- "X" document of particular relevance; the claimed invention cannot be considered novel or cannot be considered to involve an inventive step when the document is taken alone
- "Y" document of particular relevance; the claimed invention cannot be considered to involve an inventive step when the document is combined with one or more other such documents, such combination being obvious to a person skilled in the art.
- "&" document member of the same patent family

Date of the actual completion of the international search

8 September 1999

Date of mailing of the international search report

17/09/1999

Name and mailing address of the ISA

European Patent Office, P.B. 5818 Patentlaan 2  
NL - 2280 HV Rijswijk  
Tel. (+31-70) 340-2040, Tx. 31 651 epo nl,  
Fax: (+31-70) 340-3016

Authorized officer

Steendijk, M

# INTERNATIONAL SEARCH REPORT

Information on patent family members

International Application No

PCT/US 99/10291

Patent document cited in search report	Publication date	Patent family member(s)	Publication date
EP 0337944 A	18-10-1989	AT 92050 T	15-08-1993
		ES 2058588 T	01-11-1994
		JP 2006477 A	10-01-1990
		US 4973690 A	27-11-1990
-----	-----	-----	-----
WO 9733883 A	18-09-1997	EP 0888335 A	07-01-1999
EP 0337943 A	18-10-1989	CA 1314546 A	16-03-1993
		JP 1308265 A	12-12-1989
		US 4966622 A	30-10-1990
		US 5159078 A	27-10-1992
-----	-----	-----	-----
WO 9827098 A	25-06-1998	AU 5610598 A	15-07-1998
-----	-----	-----	-----